



Stone Lake Elementary

9673 Lake Point Drive
Elk Grove, CA 95758
(916) 683-4096

Board of Education
Jeanette J. Amavisca
Pollyanna Cooper-LeVangie
Priscilla S. Cox
Pamela A. Irely
William H. Lugg, Jr.
Chet Madison, Sr.
Al Rowlett

Hours of Operation

Our office is open from 7:30 a.m. to 4:00 p.m. Monday through Friday. Parents are always welcome to visit the office to address any questions or concerns they may have about the school or their children. The office staff can assist parents with registering and enrolling their children and can give information about programs at the school.

School Highlights and Awards

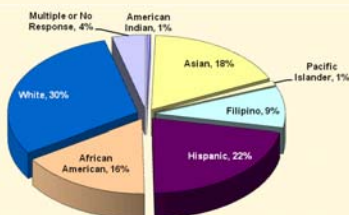
- District Oral Language Faire Student Winners, 2001-2009
- Academic Performance Index 800+, 2001-2009
- Academic Performance improved from 860 to 867 during 2008-2009 school year
- California Distinguished Schools Recipient, 2008
- Met all federal Adequate Yearly Progress (AYP) requirements.
- Active PTO

Student Demographics

| | School | District |
|---------------------|--------|----------|
| Enrollment | 973 | 62,218 |
| English Learners | 80 | 9,946 |
| Languages Spoken | 16 | 81 |
| Students of Poverty | 210 | 31,795 |
| GATE | 27 | 3,707 |

SOURCE: 2009-2010, EGUSD

Population by Ethnicity



SOURCE: 2009-2010, EGUSD

Introduction from the Board

Thank you for your interest and commitment to your child's education, and your continuing partnership in teaching and learning. In order to best serve our community, we have created this condensed version of the full School Accountability Report Card (SARC) with the mission of presenting information about each of our schools in a clear, parent friendly format. If you are interested in viewing the full SARC report for your child's school, you will find it at the district website: www.egusd.net.

A Message From the Principal

Stone Lake Elementary

A Community of Lifelong Learners

Stone Lake Elementary was named after our neighboring Stone Lakes National Wildlife Refuge, an important wintering ground for waterfowl along the Pacific flyway. The founding principal had the vision that our school should be closely linked to the Wildlife Refuge. From this partnership, our motto, "Wild About Learning," and our school mascot, the hawk, emerged. Stone Lake Elementary School offers a unique and wonderful educational experience for children, from the safety of the campus, to the warmth of the learning environment, to the rigor and breadth of the instructional programs.

Our district's mission is to provide a learning community that challenges ALL students to realize their greatest potential. Our success in implementing our district's mission can be evidenced through our school's special strengths, including: a well trained, highly qualified teaching staff; data driven decision making structures to guide instruction; and exceptional community support.

Parental support and involvement continue to be important aspects of the success at Stone Lake Elementary. This support is given, recognized, and appreciated in many different ways. Some parents help plan the programs and policies, while others serve as classroom and library volunteers, plan family activities, or work as art docents. Parents also support student success by providing space, time, and encouragement for daily homework, and by sending a clear message that education and regular school attendance are important. Parent volunteers are coordinated by our classroom teachers and our outstanding PTO.

Students are recognized regularly for demonstrating outstanding character traits, for surpassing point levels in our Reading Counts program, for demonstrating academic success, and a variety of other accomplishments.

The safety of our students is this school's first priority and our discipline policy is strictly enforced. We emphasize cooperation, responsibility, and respectful behavior. All adults visiting campus are required to check in through the school office. The atmosphere of the school makes our students feel comfortable and secure.

The Stone Lake community is committed to excellence in education!

Dr. Bindy Grewal, Principal
Stone Lake Elementary

Parental Involvement

There are a number of ways to become involved with your child's education. We have Back to School Nights, Open House, a Multi-Cultural Faire, a Science Faire, Wild About Learning Night, an Ice Cream Social, and parent conferences during the year that we encourage you to attend. You can also become involved by volunteering in your child's classroom, or joining our very active PTO. You can serve on one of the two parent advisory committees, the English Learner Advisory Committee or the School Site Council. For more information on parent involvement opportunities you may contact Carla Troutner at 683-4096.

Teacher Credentials and Misassignments

| Teacher Credentials | | 2008-2009 |
|--------------------------|--|-----------|
| Total Number of Teachers | | 51 |
| Total Full Credentials | | 50 |

SOURCE: 2008-2009, California Dept. of Education

| Teacher Misassignments and Vacancies | | 2009-2010 |
|---|--|-----------|
| Misassignments of Teachers of English Learners | | 0 |
| Misassignments Due to Subject Matter Competency | | 0 |
| Teacher Vacancies | | 0 |

SOURCE: 2009-2010, EGUSD

In the 2008-2009 school year, over 99 percent of the district's teachers held full teaching credentials. In addition to being fully credentialed, if a class is 20 percent or more English Learners (EL), the teacher should hold a supplementary authorization to instruct students in learning English or they are considered misassigned. Our district is working to remedy these misassignments by providing training opportunities for teachers to earn these authorizations and providing ongoing professional development in strategies to help EL students.

In subjects with a shortage, a fully credentialed teacher is sometimes asked to teach outside of their subject matter competency area until an appropriately credentialed teacher can be hired. In these cases, teachers are counted as misassigned.

Vacancies are defined as a position to which a permanent teacher has not been assigned by the beginning of the course. Most vacancies in our district are in subject areas where qualified teachers are in shortage.

School Facility Conditions and Planned Improvement

The district takes great efforts to ensure that all schools are clean, safe, and functional. To assist in this effort, the district uses a facility survey instrument developed by the State of California Office of Public School Construction.

Our beautiful campus was built in 1999-2000, with Stone Lake Elementary opening their doors in August, 2000. In 2003-2004 a new kindergarten classroom was added to our campus. We have 37 classrooms; a large multipurpose room, which also houses our stage and kitchen; a computer lab with 41 computers; and a library with over 13,000 volumes and 10 computers for student's use. We are proud of our campus and strive to keep our school in good repair so it is clean, safe, functional, and provides an orderly environment for teaching and learning. Regular inspections of buildings and the playground are conducted by our school's lead custodian.

District maintenance staff ensures that the repairs necessary to keep the school in good repair and working order are completed in a timely manner. A work order process is used to ensure efficient service and that emergency repairs are given the highest priority. The district governing board has adopted cleaning standards for all schools in the district. A summary of these standards is available at the school office or the district Facilities Department. The principal works with the custodial staff to develop cleaning schedules to ensure a clean and safe school.

There are no corrective actions necessary at this time.

School Facility Good Repair Status

Date of facilities inspection: 12/9/2009

| Item Inspected | Repair Status | | | Repair Needed |
|---|---------------|------|------|---------------|
| | Good | Fair | Poor | |
| Systems: Gas Leaks, Mechanical/HVAC, Sewer | x | | | NA |
| Interior: Interior Surfaces | x | | | NA |
| Cleanliness: Overall Cleanliness, Pest/Vermin Infestation | x | | | NA |
| Electrical: Electrical | x | | | NA |
| Restrooms/Fountains: Restrooms, Sinks/Fountains | x | | | NA |
| Safety: Fire Safety, Hazardous Materials | x | | | NA |
| Structural: Structural Damage, Roofs | x | | | NA |
| External: Playground/School Grounds, Windows/ Doors/Gates/Fences | x | | | NA |

| | Exemplary | Good | Fair | Poor |
|-----------------|-----------|------|------|------|
| Overall Summary | x | | | |

SOURCE: 2009-2010, EGUSD

Class Size

In Elk Grove schools, our research shows that small class sizes lead to higher student engagement and academic achievement. It has been a top priority in our district to reduce class sizes over the last several years. We have reduced class size to 20 to 1 in Kindergarten through 3rd grade, and 26 to 1 in 4th through 6th grades. At the secondary level, certain core classes, such as Algebra I and 9th grade English, have reduced class sizes.

| School Average | |
|----------------|------|
| Kindergarten | 19.9 |
| Grade 1 | 20.0 |
| Grade 2 | 20.0 |
| Grade 3 | 20.1 |
| Grade 4 | 26.2 |
| Grade 5 | 26.0 |
| Grade 6 | 25.8 |

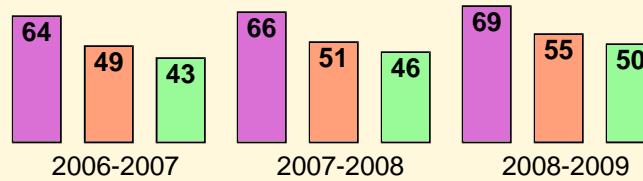
SOURCE: 2008-2009, California Dept. of Education

California Standards Tests (CST)

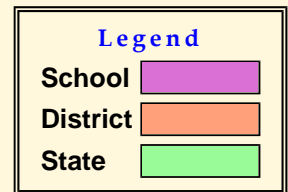
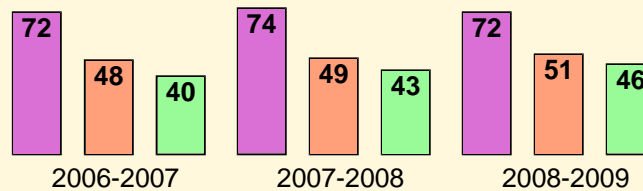
The California Standards Tests (CST) show how well students are doing in relation to the state content standards. Student scores are reported as performance levels. The five performance levels are Advanced, Proficient, Basic, Below Basic, and Far Below Basic. Students scoring at the Proficient or Advanced level meet state standards in that content area.

Data reported are the percent of students scoring at the Proficient or Advanced levels.

English Language Arts



Math



SOURCE: 2008-2009, California Dept. of Education

Academic Performance Index (API)

The Academic Performance Index is a score on a scale of 200 to 1,000 that annually measures the academic performance and progress of individual schools in California. The state has set 800 as the API score that schools should strive to meet. Each year a school's API is required to increase a minimum of 5% until they meet the 800 target overall and for significant subgroups. Schools across the state are ranked into ten categories, from one (lowest) to ten (highest), which is referred to as their statewide rank. In addition, each school is compared to 100 statistically matched similar schools and ranked against this group. This ranking is also ranked into ten categories, from one to ten. These ranks are published when the Base API is released each March.

Adequate Yearly Progress (AYP)

The federal No Child Left Behind Act (NCLB) requires that all students perform at or above the proficient level on the state's standards-based assessments by 2014. In order to achieve this goal and meet annual performance objectives, districts and schools must improve each year according to set requirements. A "Yes" in the following table displaying Overall AYP Status indicated that AYP was met for all students and all subgroups.

Schools receiving Title I funding enter federal Program Improvement (PI) if they do not make Adequate Yearly Progress (AYP) for two consecutive years.

| | |
|----------------------|-----|
| Growth Score | 864 |
| Statewide Rank | 9 |
| Similar Schools Rank | 7 |

SOURCE: 2008-2009, California Dept. of Education

| | School | District |
|-----------------------------------|--------|-----------|
| Program Improvement Status | NA | In PI |
| First Year of Program Improvement | NA | 2009-2010 |
| Year in Program Improvement | NA | Year 1 |

SOURCE: 2008-2009, California Dept. of Education

Professional Development

Our school and district offer a variety of professional learning opportunities for teachers, instructional aides, and non-instructional support staff. Through our district's Trainer of Trainers program, three times per year a team of teachers attend trainings on best teaching practices and return to the site to share the information learned with the whole staff. Teachers meet weekly to review student work, make determinations about students' strengths and weaknesses, and plan subsequent instruction to meet students' needs.

Our teachers also take part in a district math professional development program for teachers of grades 3-6 that is intended to increase students' conceptual understanding of mathematics. Additionally, special education teachers have numerous opportunities, including our Reading First Grant, to learn how to best meet the needs of students with learning disabilities.

New teachers who have been teaching fewer than two years are supported by the district's beginning teacher program. They meet weekly with an experienced mentor to discuss their successes and challenges and new ideas for their classrooms.

Finally, the district offers a variety of classes for support staff. Instructional aides, school secretaries, office clerks, and custodians may take classes that relate to their work such as learning new computer skills and learning to work more efficiently and in ergonomically correct ways.

School Safety Plan

Your child's safety is important to us at Stone Lake Elementary. Our staff reviewed and updated our School Safety Plan in October, 2009. Our "Emergency Handbook", outlining a plan of action for emergencies such as earthquakes, fires, floods, and chemical spills, is kept in the school office. A copy of this plan is given to each teacher and the procedures are reviewed yearly. Random, periodic school safety inspections are conducted by the County of Sacramento. The district's Police Services Department works closely with our school site to provide a safe, secure environment for all students.

Specialized Programs

We have highly qualified staff to assist students with special learning needs. Our Learning Center services special education students and general education students who need additional support to meet the standards. Bilingual Teaching Associates help our English learners access the core curriculum. Gifted and Talented (GATE) students participate in accelerated instruction and specially assigned individual accelerated projects. This year our after-school classes include Extended Day programs in the area of reading and math for students who need additional academic support. Our GATE Academy offers after-school sessions of specialized classes for GATE students to select from, including PowerPoint, Algebra, Fun with Spanish, and Science Fair Preparation. We also offer English Language Development classes for our limited English speakers.

Average Salaries

Data reported are the district's average salaries for teachers, principals, and superintendents, compared to the state average salaries for districts of the same type and size, as defined by Education Code Section 41409.

| Teachers | EGUSD 50,000+ ADA | State Average 20,000+ ADA |
|---------------------------------|-------------------|---------------------------|
| Beginning | \$40,047 | \$42,065 |
| Midrange | \$59,384 | \$67,109 |
| Highest | \$82,031 | \$86,293 |
| Principals | | |
| Elementary | \$109,249 | \$107,115 |
| Middle | \$108,438 | \$112,279 |
| High | \$120,350 | \$122,532 |
| District Superintendent | \$237,664 | \$216,356 |
| Share of budget used for | | |
| Teachers' salaries | 43.5% | 39.4% |
| Administrative salaries | 4.4% | 5.5% |

SOURCE: 2007-2008, California Dept. of Education

District Administration

Steven M. Ladd, Ed.D.
Superintendent
Donna Cherry
Associate Superintendent,
Elementary Education
Glen DeGraw
Associate Superintendent,
Human Resources
Nancy Lucia
Associate Superintendent,
Education Services
Richard Odegaard
Associate Superintendent,
Finance & School Support
Christina Penna
Associate Superintendent,
Secondary Education
Robert Pierce
Associate Superintendent,
Facilities

Average Daily Attendance

| | Percent |
|----------|---------|
| School | 96.65% |
| District | 95.48% |

SOURCE: 2009-2010, EGUSD

Discipline

| | School | District |
|-------------|--------|----------|
| Suspensions | 10 | 12,133 |
| Expulsions | 0 | 187 |

SOURCE: 2008-2009, California Dept. of Education

Elk Grove Unified School District

This school is administered by the Elk Grove Unified School District, which covers over 320 square miles in southern Sacramento County.

| | |
|---------------------------|--------|
| Total Students (Oct 2009) | 62,218 |
| Elementary Schools | 39 |
| Middle Schools | 9 |
| High Schools | 9 |
| Alternative Schools | 4 |
| Charter Schools | 1 |
| Adult Education Schools | 1 |
| Special Education Schools | 1 |