



ELK GROVE UNIFIED OVERVIEW 2017-18

www.egusd.net



GENERAL FUND ADOPTED REVENUES

\$645.7 Million

General Fund

\$10,476

Budgeted Per Pupil Expenditure



67 TOTAL SCHOOLS

42 Elementary Schools

18 Middle/High Schools

7 Alternative/Other Schools

STUDENT DEMOGRAPHICS & ENGLISH LEARNERS

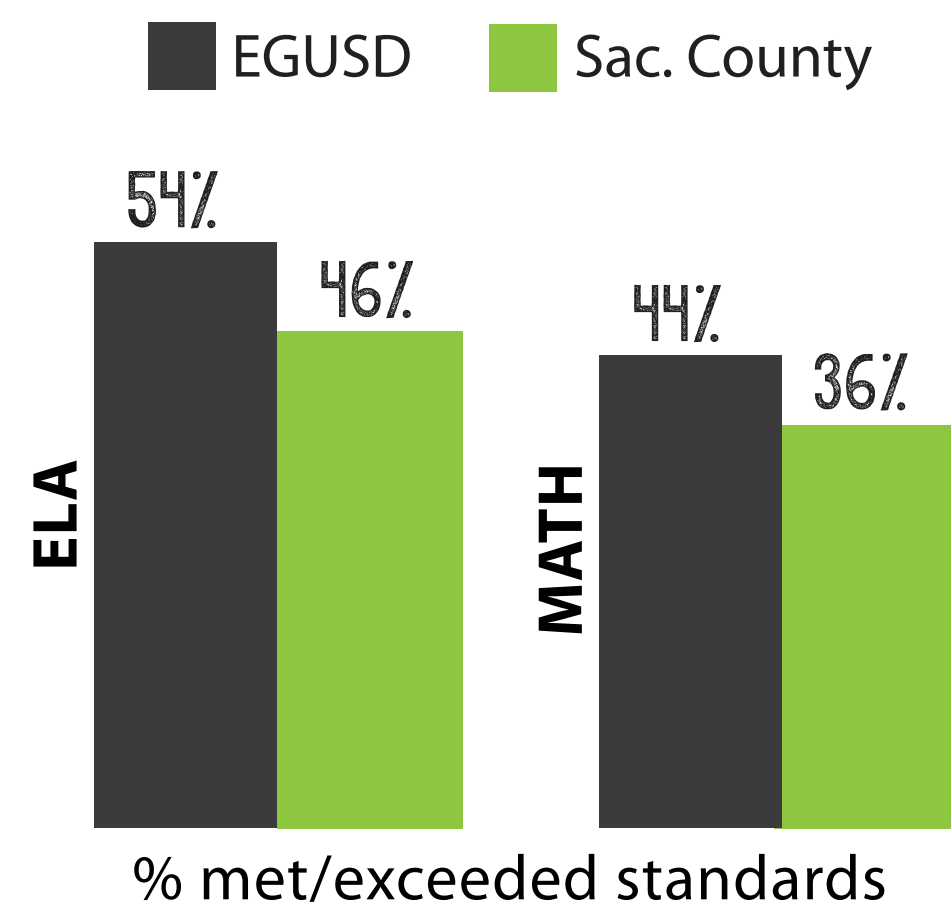
55% Socioeconomically Disadvantaged **1%** Foster Youth

18% English Language Learners **1%** Homeless

11% Students w/ Disabilities

- STUDENT PERFORMANCE -

CAASPP 2017
Grades 3-8, 11



96%
ATTENDANCE
RATE



91%
GRADUATION
RATE (Class of 2016
CA School Dashboard)



COLLEGE READINESS & PREPAREDNESS (SPRING 2016)

A-G 54% Completion
(increase of 15% since 2007)

AP 31% all juniors & seniors taking 1+ AP tests / 62% scored 3+


ACT 28% senior participation rate / 22.4 avg. composite score

SAT 52% senior participation rate / 1474 avg. combined score

EGUSD College Freshmen Proficiency

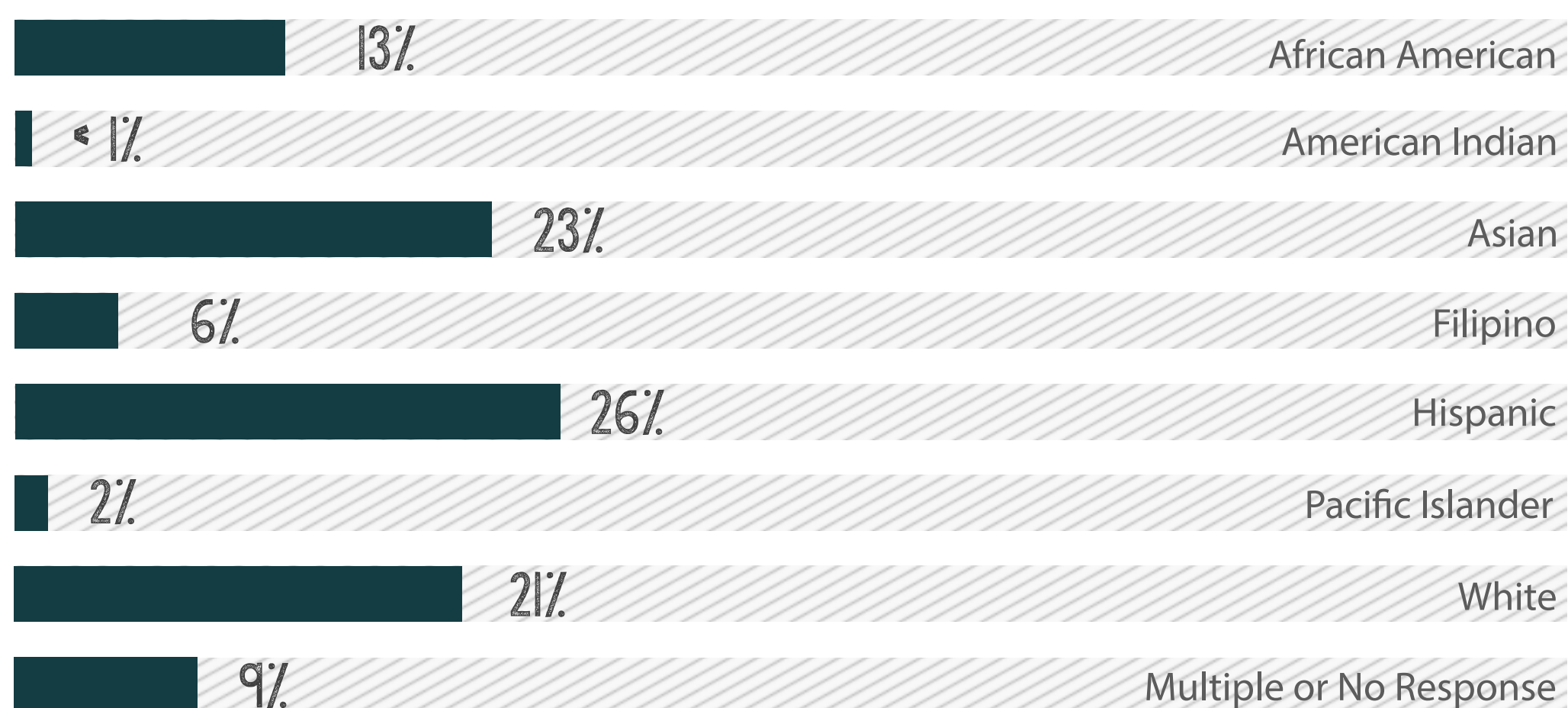
CSU English/Math **73% / 79%**

UC English **73%**



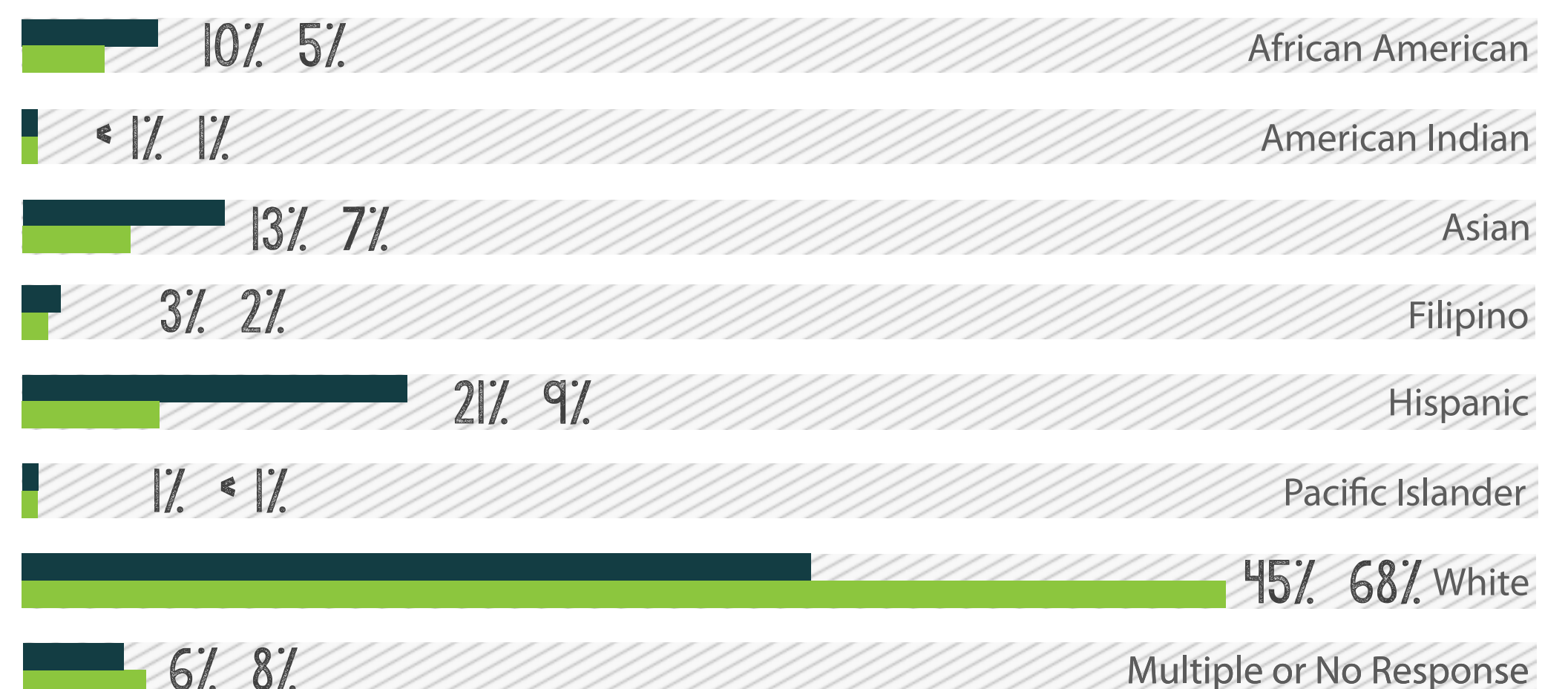
TOTAL STUDENTS - 63,061

32,851 Grades TK-6 **29,701** Grades 7-12 **509** Ungraded Elem/Sec.



TOTAL EMPLOYEES - 6,210

3,372 Classified **2,575** Certified **263** Administrators



Excellence by Design



An equal opportunity employer.