



# ELK GROVE UNIFIED OVERVIEW

[www.egusd.net](http://www.egusd.net)



## GENERAL FUND ADOPTED REVENUES

**\$643.2 Million**

General Fund

**\$10,480**

Budgeted Per Pupil Expenditure



**67** TOTAL SCHOOLS

**42** Elementary Schools

**18** Middle/High Schools

**7** Alternative/Other Schools

## STUDENT DEMOGRAPHICS & ENGLISH LEARNERS

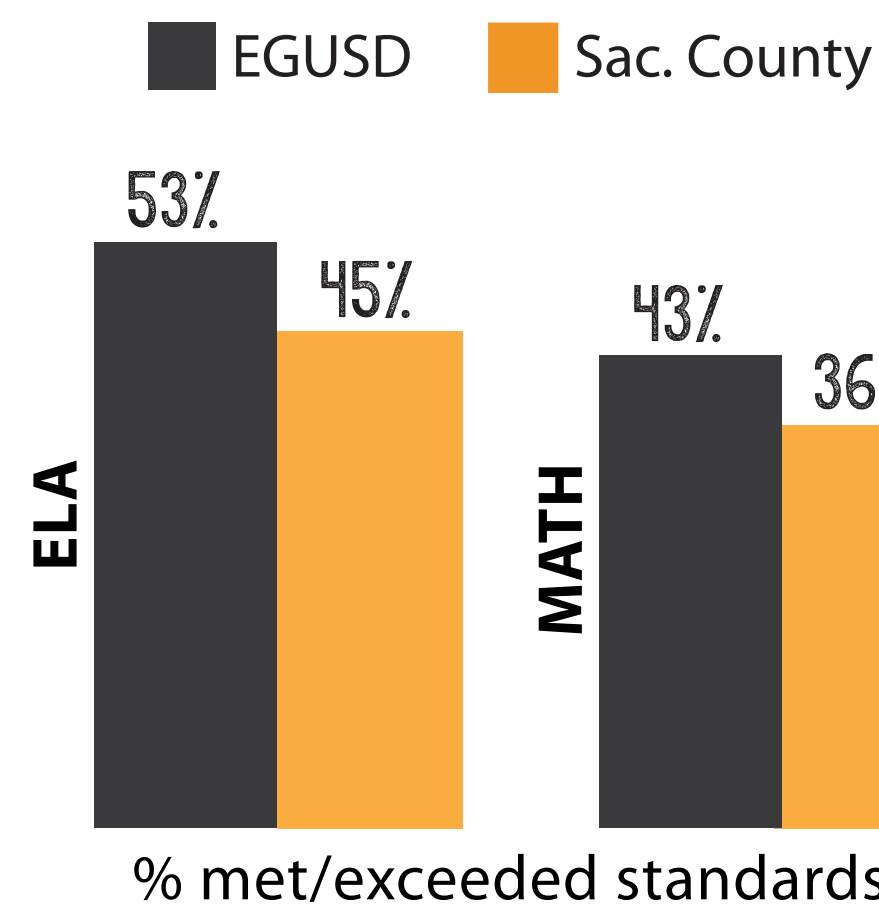
**55%** Socioeconomically Disadvantaged **1%** Foster Youth

**18%** English Language Learners **1%** Homeless

**11%** Students w/ Disabilities

## - STUDENT PERFORMANCE -

CAASPP 2016  
Grades 3-8, 11



**96%**  
ATTENDANCE  
RATE



**94%**  
GRADUATION  
RATE (Class of 2015  
CA School Dashboard)



## COLLEGE READINESS & PREPAREDNESS


**A-G 54% Completion**  
(increase of 15% since 2007)

**AP 31%** all juniors & seniors taking 1+ AP tests / 62% scored 3+

**ACT 28%** senior participation rate / 22.4 avg. composite score

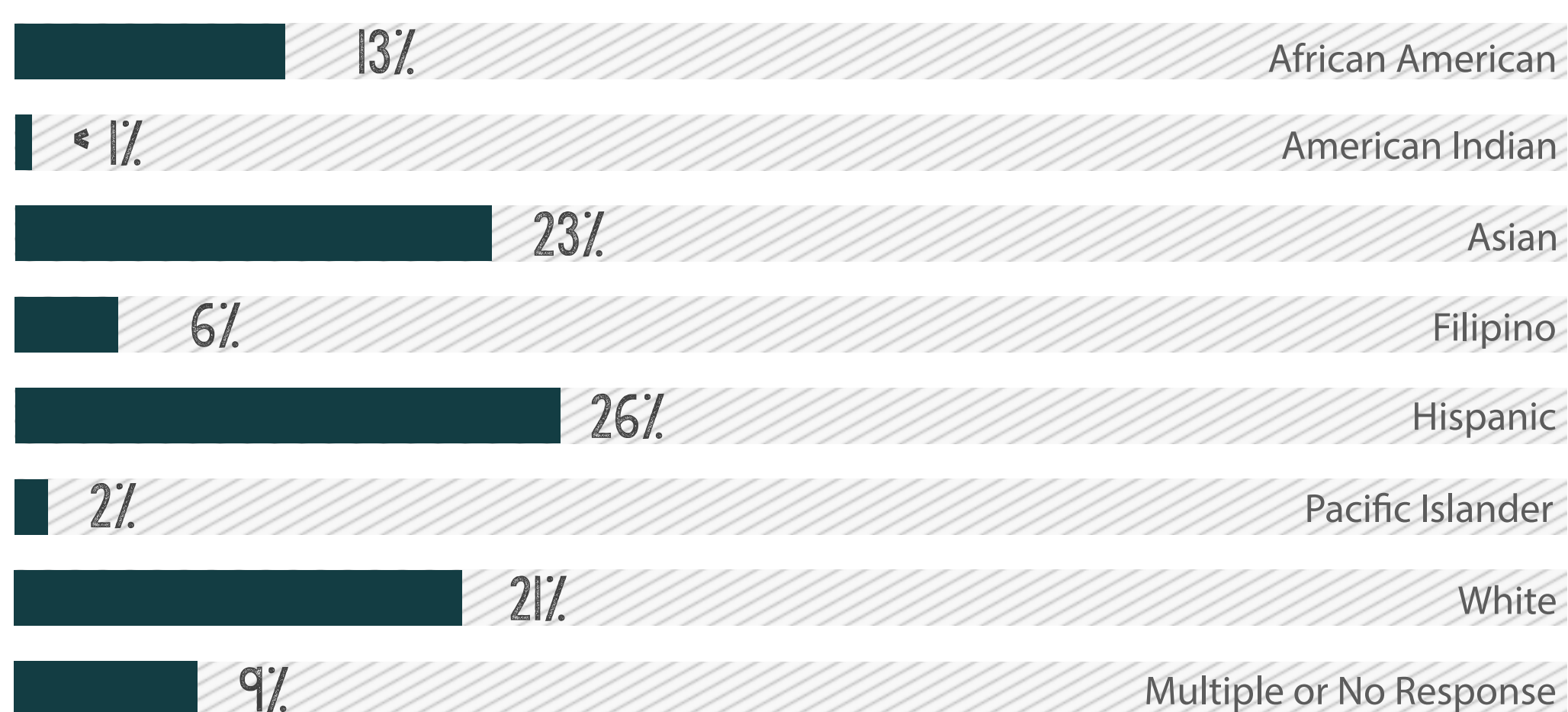
**SAT 52%** senior participation rate / 1474 avg. combined score

*EGUSD College Freshmen Proficiency*  
CSU English/Math **71% / 77%**  
UC English **78%**



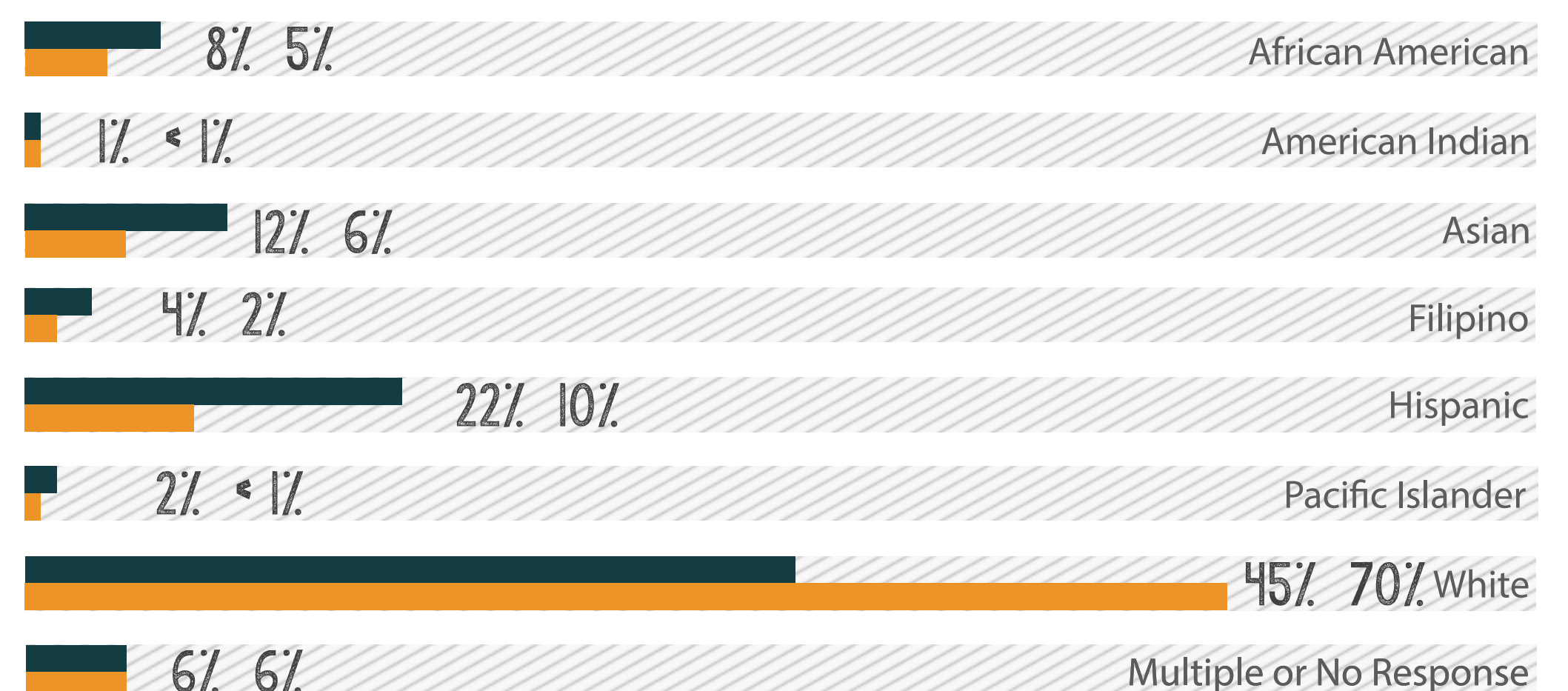
## TOTAL STUDENTS - 62,767

**32,802** Grades TK-6 **29,430** Grades 7-12 **535** Ungraded Elem/Sec.



## TOTAL EMPLOYEES - 5,830

**3,373** Certificated **2,230** Classified **227** Administrators



*Excellence by Design*



An equal opportunity employer.