



# ELK GROVE UNIFIED OVERVIEW 2021-22

[www.egusd.net](http://www.egusd.net)

## - STUDENT PERFORMANCE -



GENERAL FUND ADOPTED REVENUES (2021-22)

**\$760.2 Million**  
General Fund



**96%**  
ATTENDANCE RATE  
(2020-21 LCAP Metrics)



**90%**  
GRADUATION RATE  
(Class of 2021)



**67** TOTAL SCHOOLS  
**42** Elementary Schools  
**18** Middle/High Schools  
**7** Alternative/Other Schools

## STUDENT DEMOGRAPHICS & ENGLISH LEARNERS CALPADS (2020-21)

**48%** Socioeconomically Disadvantaged **1%** Foster Youth


**16%** English Language Learners **1%** Homeless

**13%** Students w/ Disabilities



## COLLEGE READINESS & PREPAREDNESS (2020-21 LCAP METRICS)

A-G **55%** Completion  
AP/IB **27%** Graduates Passing an AP/IB Exam  
CTE **22%** Sequence Completion

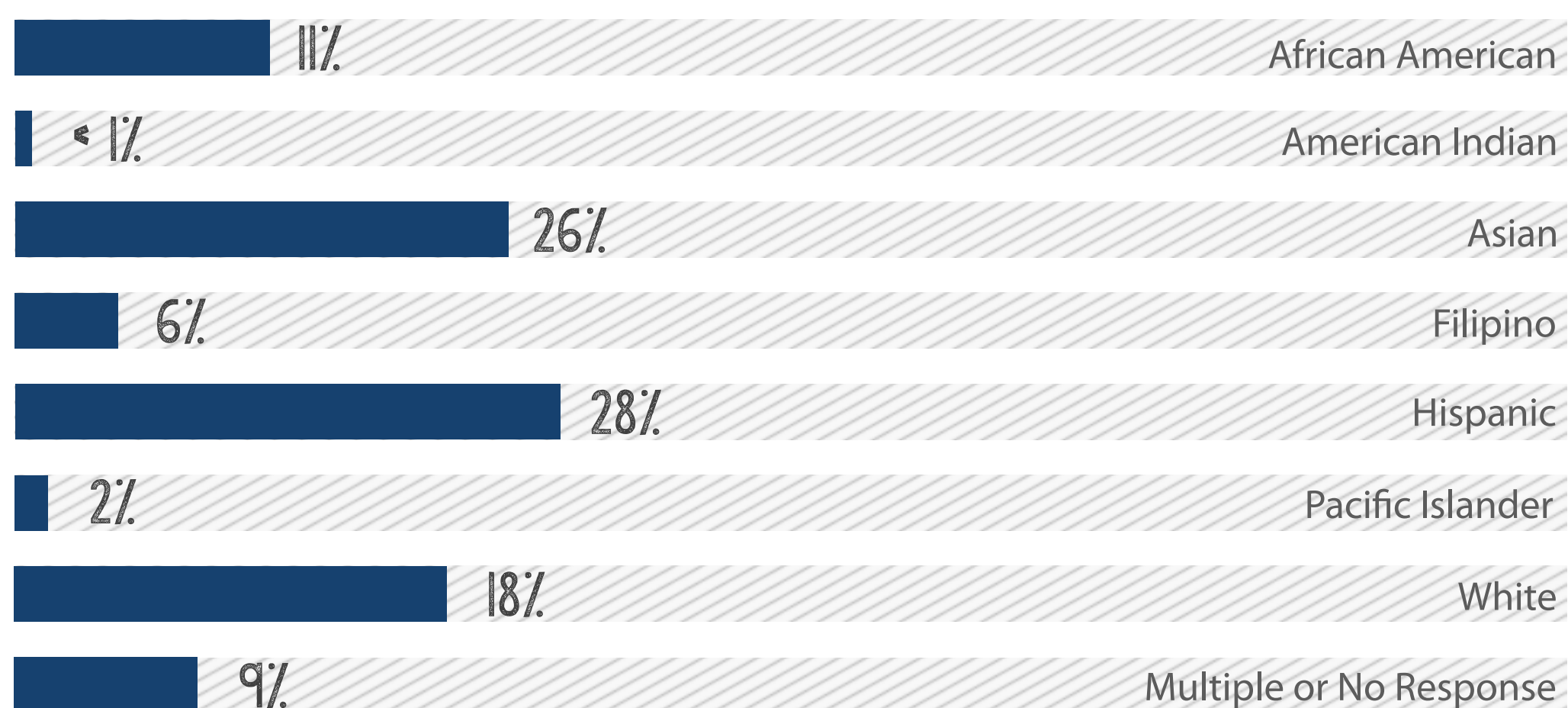


STUDENTS CONDITIONALLY READY OR READY FOR COLLEGE LEVEL COURSEWORK (2020-21 LCAP Metrics)

**64%** ELA  
**45%** MATH

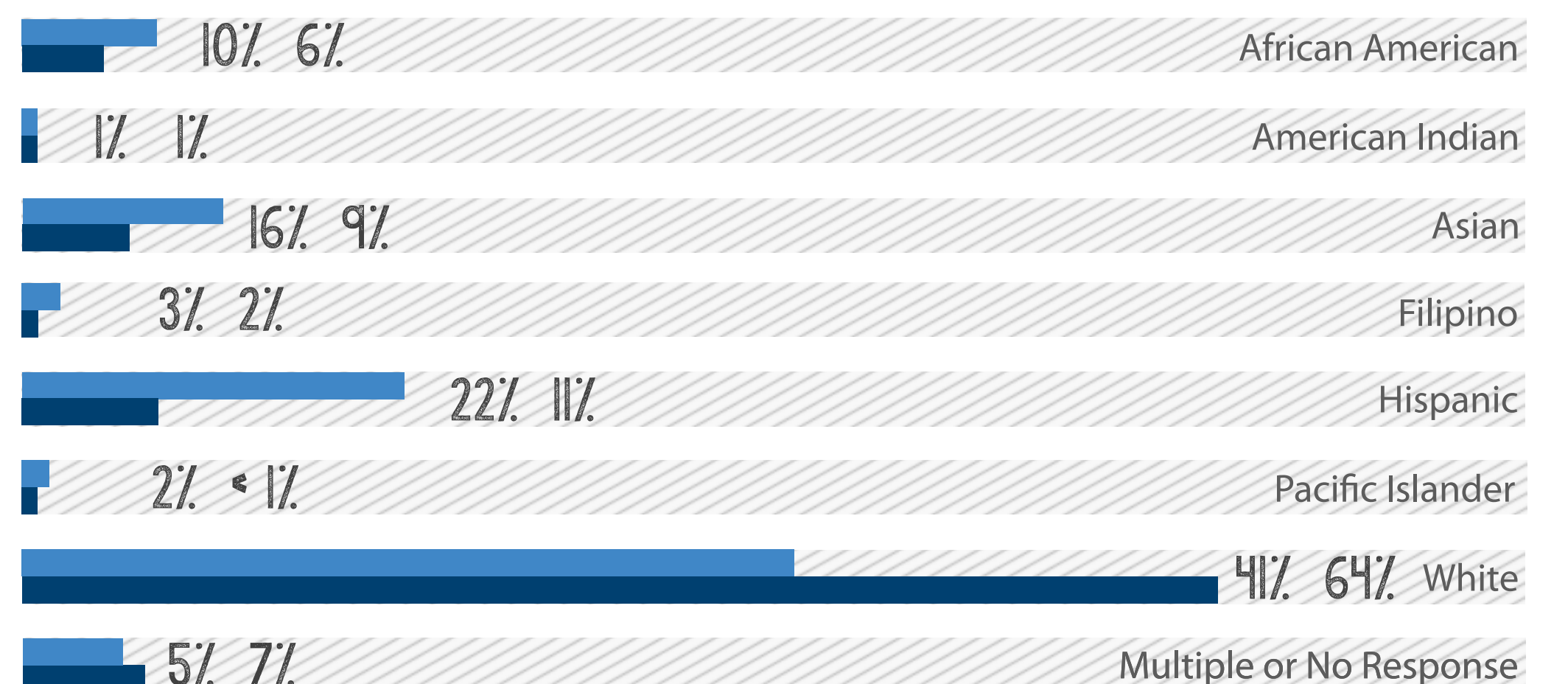
## TOTAL ENROLLED STUDENTS - **63,947** CBEDS (2020-21)

**32,549** Grades TK-6 **31,398** Grades 7-12



## TOTAL EGUSD CONTRACTED EMPLOYEES - **6,538**

**2,765** Classified **3,535** Certificated **238** Administrators



*Excellence by Design*



An equal opportunity employer.