

**MINUTES OF THE REGULAR MEETING OF THE BOARD OF EDUCATION  
OF THE ELK GROVE UNIFIED SCHOOL DISTRICT, March 21, 2017**

*Adopted*

The meeting was called to order by Mr. Forcina at 5:00 p.m. in the Board Room of the Education Center.

**Members Present:** Carmine Forcina, President; Nancy Chaires Espinoza, Clerk; Beth Albiani, Chet Madison, Sr., Crystal Martinez-Alire, Anthony Perez, and Bobbie Singh-Allen.

**Others Present:** Christopher R. Hoffman, Superintendent; Robert Pierce, Deputy Superintendent; Mark Cerutti, Donna Cherry, Tina Penna, David Reilly, Associate Superintendents and Shannon Hayes, Chief Financial Officer.

**Closed Session:** Mr. Forcina announced that the Board would meet in closed session to address the items on the closed session portion of the agenda and called for public comment on these items. There were no public comments on the following closed session items:

- I. Government Code Section 54956.9 Subdivision (d) Paragraph (2): Conference with Legal Counsel - Anticipated Litigation Significant Exposure to Litigation**
- II. Government Code Section 54957: Public Employee Discipline/Dismissal/Release/Complaint**
- III. Government Code Section 54957.6: Conference with Labor Negotiators**  
Agency designated representatives: Christopher R. Hoffman,  
David Reilly, Robert Pierce, Karen Rezendes  
  
Employee Organizations: All Elk Grove Unified School District  
Bargaining Units and Unrepresented Employees

**OPEN SESSION** – Mr. Forcina called the regular meeting to order at 6:00 p.m. and announced that the Board met in closed session and that no action was taken on items 1 through 3.

- I. Pledge of Allegiance** - Mr. Marcus Medina, Maeola Beitzel Elementary School’s education partner led the Pledge of Allegiance. Mr. Medina was recognized for his ongoing commitment to the students, staff and community of Maeola Beitzel Elementary School.
- II. Presentations/Recognitions**
  - 1. High School Student Representative Reports - Calvine, Florin, and Pleasant Grove High Schools** – Students from Calvine, Florin, and Pleasant Grove High Schools reported on activities and academics at their schools.
  - 2. Academic Decathlon – Student and Teacher Recognition** – The Board of Education recognized students and coaches who earned recognition at the 37th Annual Sacramento County Academic Decathlon Competition. This year, two EGUSD high schools placed in the “Top 10” as a Top-Scoring team among competing schools. They are Pleasant Grove High School – 3<sup>rd</sup> place overall and Sheldon High School – 5<sup>th</sup> place overall.
  - 3. Measure M Recognitions** – The Board recognized the extraordinary efforts of individuals who actively contributed to the success of Measure M. On November 8, 2016, the electors of the District approved Measure M, authorizing the issuance of general obligation bonds.

**III. Resolutions** - None

**MINUTES OF THE REGULAR MEETING OF THE BOARD OF EDUCATION  
OF THE ELK GROVE UNIFIED SCHOOL DISTRICT, March 21, 2017**

**IV. Student Expulsion Recommendations - None**

**V. Public Comment**

Kristen Parsons, Chia-Jung Chung, and Cristyn Lao approached the Board and shared the success the GATE program has had at Edna Batey Elementary School. They expressed their concerns about not being able to continue the GATE program through the end of the school year due to the lack of funds. Additional funding was requested for the activities that provide a positive impact for the GATE students at Edna Batey Elementary.

Jana Massock and Jennifer Rodriguez asked that the District enact a resolution, like that of some of the surrounding districts, which declares the Elk Grove Unified School District as a Safe Haven district. They requested that this be brought forward for adoption at the next board meeting.

Patrick Brown, Doug Remedius, Glen Guenard, Josh Jordan, Mike Harris, Jim Trimmingham, Adrian Vela, Ascension Vela, Rachell Reinwald and Geary Jimenez spoke to the character of Chris Nixon. They shared their personal experiences and the positive impact he has had on the lives of his players. They asked that Chris Nixon be reinstated.

**VI. Consent Agenda - Action | Motion No. 94, 2016-17 – Motion by Ms. Chaires Espinoza, seconded by Ms. Singh-Allen and carried unanimously by an affirmative vote of all Board members present that items 1 through 18 and items 20 through 28 be approved. Staff recommended that Item No. 19 be pulled from the consent agenda and it will be brought back at a later time. Ayes – Albiani, Forcina, Chaires Espinoza, Madison, Martinez-Alire, Perez and Singh-Allen; Noes - None**

- 1. Approval of Minutes** – Approved the minutes from the special board meeting that was held on March 1, 2017, and the regular board meeting that was held on March 7, 2017.
- 2. Personnel Actions** – Approved personnel appointments, leaves of absence, resignations, retirements, promotions, and returns from reemployment lists as submitted.
- 3. 2016-17 Salary Schedule #7 - Air Force Junior Reserve Officer Training Corps** – Approved the salary schedule update per the increase received from the United States Air Force, effective March 9, 2017.
- 4. Acceptance of Gifts** – Approved donations to the District’s schools/programs as submitted.
- 5. Ratification of Contracts** - Approved contracts signed by authorized staff in accordance with Board Policy 3312 as submitted.
- 6. Warrant Register No. 8** – Approved Warrant Register No. 8; All funds: February 1, 2017, through February 28, 2017. Warrant Numbers 010868-012081, 343481-344610
- 7. Florin High School – Associated Student Body Siemens Diversity Scholarship Expenditure** – Approved the Siemens Diversity Scholarship; five (5) \$1,000 scholarships per year based on availability of funds made payable to the student’s institution of higher learning made possible by a donation from Siemens.
- 8. Florin High School – Associated Student Body Scholarship Expenditure** – Approved the Associated Student Body Scholarship; one (1) scholarship per year, amount and awarding based on availability of funds made payable to the student’s institution of higher learning made possible by fundraising and/or a donation(s) from private donor(s).

**MINUTES OF THE REGULAR MEETING OF THE BOARD OF EDUCATION  
OF THE ELK GROVE UNIFIED SCHOOL DISTRICT, March 21, 2017**

- 9. Florin High School – Associated Student Body Alice Kawazoe Scholarship Expenditure** – Approved the Associated Student Body Scholarship; one (1) not to exceed \$1,000 per year for Florin High School graduates based on availability of funds made payable to the student’s institution of higher learning made possible by a donation from Dr. Alice Kawazoe.
- 10. Florin High School – Associated Student Body Ose Family Community Service Award Scholarship Expenditure** - Approved the Associated Student Body Scholarship; one (1) not to exceed \$1,000 per year based on availability and receipt of funds made payable to the student’s institution of higher learning made possible by a donation from the OSE Family Fund of the Sacramento Region Community Foundation.
- 11. Approval of Purchase Order History** – Approved the purchase orders for the weeks of January 30, 2017, through February 23, 2017, with a financial summary of \$2,446,303.56.
- 12. Disposal of Obsolete/Surplus Property** - Approved the disposal of miscellaneous obsolete/surplus property deemed uneconomical to repair. No income is anticipated to be received by the district for these items. However, any income that is received will go into the General Fund.
- 13. Disposal of Surplus Property** – Approved the disposal of surplus property: Vehicle # 421CC (Cart); Year Model: 2008; Make: GEM; Model: 156 E4; VIN: 5ASAG47408F048134; License: 1314391. The cost to repair this vehicle to be safely operated will exceed the value of the vehicle. Any income that is received will go into the General Fund.
- 14. Ratification of Non Public School/Non Public Agency (NPS/NPA) Contracts** - Ratified NPA/NPS contracts which have been signed by authorized district staff, in accordance with Board Policy 3312-Contracts.
- 15. Approval to Purchase Audio Visual Equipment, Accessories, and Services Cooperatively through an RFP secured by National IPA** – Approved the purchase of audio visual equipment, accessories and services cooperatively through RFP #16-09 secured by Nation IPA for Robert J. McGarvey and Zehnder Ranch Elementary Schools.
- 16. California Montessori Charter School Annual Facilities Agreement** – Approved the Charter School Facilities Agreement between the Elk Grove Unified School District and the California Montessori Project for the 2017-18 school year.
- 17. Project Inspector for Robert J. McGarvey Elementary School** – Awarded an inspection service agreement to United Inspection, Inc. and authorized a designated signatory to sign the agreements.
- 18. Zehnder Ranch Elementary School, Change Order No. 3** – Approved Change Order No. 3 with Broward Builders, Inc. and authorized a district representative to sign the approved change order. Change Order No. 3 changes the contract amount of \$22,555,851.00 by \$42,416.00 to \$22,598,267.00.
- 19. Adoption of California Uniform Public Construction Cost Accounting Procedures and Informal Bidding Ordinance** – Item pulled from the agenda.
- 20. Approval of Board Policy 3470 - Debt Issuance and Management** – Approved Board Policy 3470 as aligned with the California School Boards Association (CSBA).

**MINUTES OF THE REGULAR MEETING OF THE BOARD OF EDUCATION  
OF THE ELK GROVE UNIFIED SCHOOL DISTRICT, March 21, 2017**

- 21. Head Start Preschool Application, 2017-2018** – Approved the Head Start application for the 2017-18 program year. This grant will provide funding services for 440 children who are 3 ½ - 5 years old in twenty-two classrooms through the Head Start program.
- 22. Approval of Positive Prevention Plus for Middle School and Positive Prevention Plus for Special Populations** – Adopted the following basic resources for Family Life Education:

*Positive Prevention Plus for Middle School*; Copyright 2016 by Positive Prevention LLC (Family Life for students in Grade 7)

*Positive Prevention Plus for Special Populations*; Copyright 2016 by Positive Prevention LLC (Family Life for students enrolled in the following special education programs: Independent Living Skills (ILS), Integrative ASD (Autism Spectrum Disorders), Functional Living Skills (FLS), Intensive ASD (Autism Spectrum Disorders, Highly Intensive Living Skills (HILS), and Jessie Baker School.)

- 23. New High School Courses** – Approved the following new high school courses:

**History, Form, and Culture of Comic Books** (English Elective, Grades 11-12) (5 Credits)  
This course is a semester-long English elective course. It is designed to explore how mythology and history influenced the genre of comic books and how the form of comic books and graphic novels has influenced today's pop culture. Students will first consider why comic books are a genre worthy of study by examining the roots of visual storytelling and the literary/artistic qualities of the form. Students will then consider how certain characters are rooted in Greek and Roman mythology or modeled after The Hero's Journey. Finally, students will consider how various writers, illustrators, publishing companies, and the TV/film industry have shaped this genre. The research, literary analysis, and writing completed in this course will be anchored in the ELA Common Core State Standards.

CTE Sector: Engineering and Architecture; Pathway: Engineering Technology  
**Principles of Mechatronics** (CTE, Grade 10, 10 Credits)

Mechatronics is the branch of engineering that is concerned with technological systems that incorporate mechanical, electrical, and software components. Principles of Mechatronics is a year-long course designed to ensure that high school students learn about the technology that affects their lives; to help them decide what, if any, branch of technology or engineering might offer them a satisfying career; and to prepare them for advanced technology and engineering courses. In addition to acquiring mathematical, science, and communication skills, students are introduced to the use of the engineering process to solve technological problems and to the use of selected software and hardware tools. In a hands-on environment, students solve assigned problems by creating solutions that require mechanical, electrical, and/or software elements. Students must demonstrate that their solutions are adequate through testing and demonstrations as well as through oral and written reports. This integrated linkage of technical and academic knowledge and skills prepares students for enrollment in advanced academic and technical courses at all educational levels.

CTE Sector: Fashion and Interior Design; Pathway: Fashion Design and Merchandising  
**Fashion II** (CTE, Grades 11-12, 10 Credits)

This course is a year-long course developed to build on the skills learned in Fashion I and to expand students' knowledge of apparel design and construction. As part of the career

**MINUTES OF THE REGULAR MEETING OF THE BOARD OF EDUCATION  
OF THE ELK GROVE UNIFIED SCHOOL DISTRICT, March 21, 2017**

development portion of this course, students take a deeper look at specific careers in the fashion and textile industry. Over the course of the year, students gather work from various assignments, projects, and labs to create a professional portfolio. This is a project-based course that uses an interdisciplinary approach to the fashion industry; science, math, and technology will be applied in various areas of the fashion and textile design process to build career skills to develop fashion designs, illustrations, patterns, and textiles. Sewing is a key component of the course; basic and advanced sewing techniques will be used to complete two separate apparel construction projects.

**24. Instructional Materials Adoption** – Adopted the following instructional materials:

*The Power of Comics: History, Form, and Culture, Second Edition*; Copyright 2015 by Bloomsbury Publishing Plc (English Elective: History, Form, and Culture of Comic Books, Grades 11-12)

*Apparel Design, Textiles & Construction, 11<sup>th</sup> Edition*; Copyright 2018 by The Goodheart-Willcox Company, Inc. (Fashion I and Fashion II, Grades 10-12)

*Krugman's Economics for AP, Second Edition*; Copyright 2015 by Worth Publishers (AP Macroeconomics and AP Microeconomics, Grade 12)

*IXL Math* (an Online Program); Copyright 2017 by IXL Learning (General Education, Mathematics Support Courses, Grades 7-12)

*ST Math* (an Online Program); Copyright 2016 by MIND Research Institute (General Education, Mathematics Support Courses, Grades 7-12)

*ST Math* (an Online Program); Copyright 2016 by MIND Research Institute (Special Education, Mathematics Grades 7-12)

*Sunday System 1* and *Sunday System 2*; Copyright 2010 by Winsor Learning (ELA Intervention, Special Education Resources and SCC (TAC), Grades 1-6)

*The Martian*, Copyright 2011 by Broadway Books (English 10 and English 10 Honors, Grade 10)

**25. Quintessential School Systems (QSS)** – Approved the Support Contract with QSS for fiscal year 2017-18.

**26. Change request of RFP #578-15-16 - New Student Information System** – Approved the increase of expenditures to Edupoint in the amount of \$300,000 for implementation during the 2016-17 and 2017-18 school year.

**27. Approval of Addendum to Sacramento City Unified School District Contract for California Career Pathway Trust Grant** – Approved the addendum to the contract for services between Sacramento City Unified School District and the Elk Grove Unified School District. The terms of the contract for services are being amended to reflect a budget increase of \$45,000 to include the stipend costs of a Summer Counselor Institute. All other terms of the contract shall remain the same.

**MINUTES OF THE REGULAR MEETING OF THE BOARD OF EDUCATION  
OF THE ELK GROVE UNIFIED SCHOOL DISTRICT, March 21, 2017**

- 28. Approval of addendum to Los Rios Community College District Contract for California Career Pathway Trust Grant** – Approved the addendum to the contract for services between Los Rios Community College District and the Elk Grove Unified School District. The terms of the contract for services are being amended to reflect a budget increase of \$22,500 to include the stipend costs of a Summer Counselor Institute. All other terms of the contract will remain the same.

**VII. LCAP Update** - None

**VIII. Budget Update** - None

**IX. Facilities Update** - None

**X. Bargaining Units** – None

**XI. Reports**

- 1. New State Accountability – California School Dashboard** – Mr. Mark Cerutti provided the Board with a brief overview of the new State Accountability system, the California School Dashboard.

The presentation included:

- Definition of the “Dashboard”
  - Timeline of official release in the Fall
  - Review of performance categories and indicators
  - District level results in areas including suspension rates, English Learning progress, graduation rates and performance in ELA and Math
  - Communicated that the State Board of Education is open to feedback as their new accountability process unfolds
- \*Report attached

**XII. Public Hearing/Action Items** - None

**XIII. Discussion Items**

- 1. Measure M General Obligation Bond Financing Plan** – Ms. Lori Raineri of Government Financial Strategies thanked the Board for including them in the recognition. She provided the Board with a report about the Measure M General Obligation Bond Financing Plan including the upcoming first series bond sale. The report included the financial elements and consideration of the Measure M General Obligation Bond Plan, consistent with prior reports and discussions with the Board. The report also included information about the tax rate, bond size and structuring, applicable considerations and necessary upcoming activities and actions by staff and the Board of Education prior to the sale. The Board and staff were encouraged to be at the sale of bonds on May 11, 2017, at 1228 N Street in Sacramento. More information will be communicated as the date approaches.

**Next Steps**

**April 4, 2017, Board Meeting**

- ▶ Appointment of Measure M Citizens’ Oversight Committee members
- ▶ Board considers adoption of resolution authorizing issuance of bonds and approving the forms of the associated legal documents and POS
- ▶ Board considers adoption of debt policy

**MINUTES OF THE REGULAR MEETING OF THE BOARD OF EDUCATION  
OF THE ELK GROVE UNIFIED SCHOOL DISTRICT, March 21, 2017**

**May 11, 2017**

- ▶Sale of bonds conducted at the offices of Government Financial Strategies

**May 25, 2017**

- ▶Closing: Proceeds deposited with County and Paying Agent

**June 13, 2017, Board Meeting**

- ▶Presentation of bond sale results

The Board thanked Ms. Raineri for her informative presentation and held a discussion about putting together the Citizens' Oversight Sub-Committee to develop a recommendation for those that will serve on the Oversight Committee. Mr. Madison, Ms. Singh-Allen and Ms. Chaires Espinoza will be on the sub-committee.

**XIV. Discussion/Action Items - None**

**XV. Action Items - None**

**XVI. Board Member and Superintendent Reports** – Board members and the Superintendent reported on organization and committee meetings and information relative to the District and its operation.

Superintendent Hoffman asked Mr. Forcina to nominate three members of the board to be on a committee to work on the Safe Haven resolution. Mr. Forcina appointed himself, Ms. Singh-Allen, and Ms. Martinez-Alire to be on the committee and proposed it be called the Safe and Positive Learning Environment Committee.


**XVII. Information Items**

**1. Other Items from the Floor – None**

**XVIII. Adjournment – 9:03 p.m.**

Submitted by: Christopher R. Hoffman, Superintendent

Approved by:



Nancy Chaires Espinoza, Clerk

April 4, 2017

# California School Dashboard

## “The Dashboard”

[www.cashooldashboard.org](http://www.cashooldashboard.org)

EGUSD Board Meeting  
March 21, 2017



# Dashboard

- Dashboard = State Accountability, The California Model, or LCFF Evaluation Rubrics
- Single coherent system of local, state, and federal accountability
- Multiple measures
- Supports continuous improvement

# Dashboard Timeline

- Public release of field test Mar 2017
- Comment/revision period Sep 2017
- Operational release and districts identified for support Nov 2017

# State Indicator Performance Category Determination

## Change

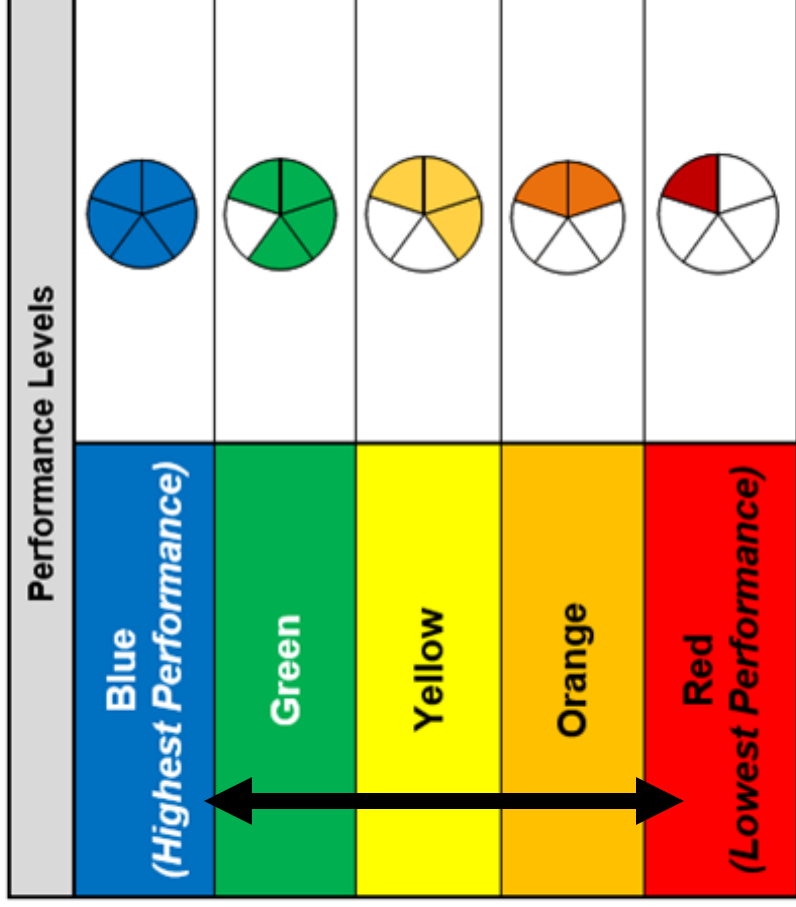
Levels	Declined Significantly	Declined	Maintained	Increased	Increased Significantly
Very High	Yellow	Blue	Blue	Blue	Blue
High	Orange	Yellow	Green	Green	Blue
Medium	Orange	Orange	Yellow	Green	Green
Low	Red	Orange	Orange	Yellow	Yellow
Very Low	Red	Red	Red	Orange	Yellow

Example:

An LEA or school with a “High” Status and an “Increased” in Change will receive an overall performance of **Green**.

# Performance Level (or Color)

Each of the 25 performance levels are represented by one of five colors:








# Student Groups

- Ethnicities (8 categories)
- English Learners
- Foster Youth\*
- Homeless\*
- Socioeconomically Disadvantaged (SED)
- Students with Disabilities (SWD)

\*Not in field test

# Indicators by Priority

Local Control Funding Formula Priority	State Indicator	Local Indicator
1. Basic		Basic : Conditions at School
2. State Standards		Implementation of State Academic Standards
3. Parent Involvement		Parent Engagement
4. Pupil Achievement	<p>Academic Indicator </p> <p>English Learner Indicator </p>	
5. Pupil Engagement	<p>Chronic Absence Indicator </p> <p>Graduation Rate Indicator </p>	
6. School Climate	<p>Suspension Rate Indicator </p>	Local Climate Survey
7. Course Access	College/Career Indicator	
8. Other Pupil Outcomes	(also includes measures for Priority 4)	

March 2017 preview release will not include Chronic Absence and College/Career Indicator, and Homeless and Foster student groups will not be reported.

# Equity Report

## Elk Grove Unified - Sacramento County

Enrollment: 62,064    Socioeconomically Disadvantaged: 50%    English Learners: 18%    Foster Youth: N/A    Grade Span: K-Adult    Reporting Year: Spring 2017

Charter School: No

- Equity Report
- Status and Change Report
- Detailed Reports
- Student Group Report

The Equity Report shows the performance levels for all students on the state indicators. It also shows the total number of student groups that received a performance level for each indicator, and how many of those student groups are in the two lowest performance levels (Red/Orange). The total number of student groups may vary due to the number of grade levels included within each indicator. Select any of the underlined indicators for more detailed information.

State Indicators	All Students Performance	Total Student Groups	Student Groups in Red/Orange
Chronic Absenteeism	N/A	N/A	N/A
<u>Suspension Rate (K-12)</u>		11	3
English Learner Progress (K-12)		1	0
<u>Graduation Rate (9-12)</u>		11	1
<u>College / Career Available Fall 2017. Select for Grade 11 assessment results.</u>		N/A	N/A
<u>English Language Arts (3-8)</u>		11	1
<u>Mathematics (3-8)</u>		11	2

Local Indicators	Ratings
Basics (Teachers, Instructional Materials, Facilities)	N/A
Implementation of Academic Standards	N/A
Parent Engagement	N/A
Local Climate Survey	N/A

Performance Levels: Blue (Highest)    Green    Yellow    Orange    Red (Lowest)

An asterisk (\*) shows that the student group has less than 11 students and is not reported for privacy reasons. The performance level (color) is not included when there are less than 30 students in any year used to calculate status and change. An N/A means that data is not currently available.

# Status and Change Report

## Elk Grove Unified - Sacramento County

Enrollment: 62,064    Socioeconomically Disadvantaged: 56%    English Learners: 18%    Foster Youth: N/A    Grade Span: K-Adult    Reporting Year: Spring 2017

Charter School: No

[Equity Report](#)   
 [Status and Change Report](#)   
 [Detailed Reports](#)   
 [Student Group Report](#)

The status and change report provides the performance level for all students on state indicators. It also shows how the current year (status) compares to prior years (change) for each state indicator. Status and change each have five possible levels, which are displayed with the data for each indicator. Select any of the underlined indicators for more detailed information.

State Indicators	All Students Performance	Status	Change
<u>Chronic Absenteeism</u>	N/A	N/A	N/A
<u>Suspension Rate (K-12)</u>		High 4.8%	Declined -0.5%
<u>English Learner Progress (K-12)</u>		Medium 70.6%	Maintained -1.3%
<u>Graduation Rate (9-12)</u>		High 94.1%	Increased +1.2%
<u>College / Career</u> <small>Available Fall 2017. Select for Grade 11 assessment results.</small>		N/A	N/A
<u>English Language Arts (3-8)</u>		Medium 0.4 points below level 3	Increased +7.5 points
<u>Mathematics (3-8)</u>		Medium 19.6 points below level 3	Maintained +3.4 points

Performance Levels: Blue (Highest)    Green    Yellow    Orange    Red (Lowest)

An asterisk (\*) shows that the student group has less than 11 students and is not reported for privacy reasons. The performance level (color) is not included when there are less than 30 students in any year used to calculate status and change. An N/A means that data is not currently available.



# Suspension Rate Report

## Elk Grove Unified - Sacramento County

Enrollment: 62,064    Socioeconomically Disadvantaged: 56%    English Learners: 18%    Foster Youth: N/A    Grade Span: K-Adult    Reporting Year: Spring 2017

Charter School: No

[Equity Report](#)    [Status and Change Report](#)    [Detailed Reports](#)    [Student Group Report](#)

This report shows the performance levels for a single state indicator, Suspension Rate, for all student groups. It also shows how the current year (status) compares to prior years (change) for each state indicator. Status and change each have five possible levels, which are displayed with the data for each indicator. Select any of the underlined student groups for more detailed information.

	All	Blue/Green	Yellow	Red/Orange	Student Performance	Number of Students	Status	Change
<u>All Students</u>						64,906	High 4.8%	Declined -0.5%
<u>English Learners</u>						10,301	Medium 3.2%	Maintained -0.2%
<u>Foster Youth</u>						N/A	N/A	N/A
<u>Homeless</u>						N/A	N/A	N/A
<u>Socioeconomically Disadvantaged</u>						37,901	High 6.5%	Declined -0.8%
<u>Students with Disabilities</u>						7,131	Very High 13%	Declined -0.3%
<u>African American</u>						9,394	Very High 12.5%	Declined -1.3%
<u>American Indian</u>						449	Medium 3.8%	Declined Significantly -2.6%
<u>Asian</u>						14,231	Low 1.5%	Maintained -0.2%
<u>Filipino</u>						3,625	Low 1.5%	Declined -0.3%
<u>Hispanic</u>						16,798	High 5%	Declined -0.4%
<u>Pacific Islander</u>						1,075	Medium 4.1%	Declined -0.7%
<u>Two or More Races</u>						5,144	High 5%	Maintained -0.2%
<u>White</u>						14,166	Medium 3.5%	Maintained -0.2%

# Graduation Rates Report

## Elk Grove Unified - Sacramento County

Enrollment: 62,064    Socioeconomically Disadvantaged: 56%    English Learners: 18%    Foster Youth: N/A    Grade Span: K-Adult    Reporting Year: Spring 2017

Charter School: No

[Equity Report](#)    [Status and Change Report](#)    [Detailed Reports](#)    [Student Group Report](#)

This report shows the performance levels for a single state indicator, Graduation Rates, for all student groups. It also shows how the current year (status) compares to prior years (change) for each state indicator. Status and change each have five possible levels, which are displayed with the data for each indicator. Select any of the underlined student groups for more detailed information.

	All	Blue/Green	Yellow	Red/Orange
Student Performance	Number of Students	Status	Change	
<u>All Students</u>	4,351	High 94.1%	Increased +1.2%	
<u>English Learners</u>	581	High 90.7%	Increased +4.5%	
<u>Foster Youth</u>	N/A	N/A	N/A	
<u>Homeless</u>	N/A	N/A	N/A	
<u>Socioeconomically Disadvantaged</u>	2,639	High 92.5%	Increased +1.4%	
<u>Students with Disabilities</u>	456	Low 68.6%	Declined -2.8%	
<u>African American</u>	640	Medium 88.1%	Maintained -0.5%	
<u>American Indian</u>	31	High 90.3%	Increased +4.1%	
<u>Asian</u>	1,068	Very High 96.8%	Increased +1.6%	
<u>Filipino</u>	288	Very High 97.2%	Maintained -0.9%	
<u>Hispanic</u>	1,012	High 93.1%	Increased +1%	
<u>Pacific Islander</u>	85	Very High 95.3%	Increased +3.5%	
<u>Two or More Races</u>	176	High 93.8%	Increased +2.9%	
<u>White</u>	1,048	Very High 95.2%	Increased +1.1%	

# English Language Arts Assessment Report

## Elk Grove Unified - Sacramento County

Enrollment: 62,064    Socioeconomically Disadvantaged: 56%    English Learners: 18%    Foster Youth: N/A    Grade Span: K-Adult    Reporting Year: Spring 2017

Charter School: No

[Equity Report](#)    [Status and Change Report](#)    [Detailed Reports](#)    [Student Group Report](#)

This report shows the performance levels for a single state indicator, English Language Arts Assessment, for all student groups. It also shows how the current year (status) compares to prior years (change) for each state indicator. Status and change each have five possible levels, which are displayed with the data for each indicator. Select any of the underlined student groups for more detailed information.

	All	Blue/Green	Yellow	Red/Orange
	Student Performance	Number of Students	Status	Change
<u>All Students</u>		27,436	Medium 0.4 points: below level 3	Increased +7.5 points
<u>English Learners</u>		7,060	Low 31.9 points: below level 3	Maintained +6.4 points
<u>Foster Youth</u>		N/A	N/A	N/A
<u>Homeless</u>		N/A	N/A	N/A
<u>Socioeconomically Disadvantaged</u>		15,884	Low 29 points: below level 3	Maintained +5.4 points
<u>Students with Disabilities</u>		3,203	Very Low 92.8 points: below level 3	Maintained +4.8 points
<u>African American</u>		3,432	Low 48.9 points: below level 3	Maintained +3.1 points
<u>American Indian</u>		175	Low 32.2 points: below level 3	Increased +13.8 points
<u>Asian</u>		6,429	High 30.7 points: above level 3	Increased +8.8 points
<u>Filipino</u>		1,408	High 41.8 points: above level 3	Increased +12.6 points
<u>Hispanic</u>		7,339	Low 26.1 points: below level 3	Maintained +5.6 points
<u>Pacific Islander</u>		464	Low 17.4 points: below level 3	Maintained +6.5 points
<u>Two or More Races</u>		2,389	High 10 points: above level 3	Increased +8 points
<u>White</u>		5,787	High 25 points: above level 3	Increased +8.8 points

# Math Assessment Report

## Elk Grove Unified - Sacramento County

Enrollment: 62,064    Socioeconomically Disadvantaged: 56%    English Learners: 18%    Foster Youth: N/A    Grade Span: K-Adult    Reporting Year: Spring 2017

Charter School: No

[Equity Report](#)    [Status and Change Report](#)    [Detailed Reports](#)    [Student Group Report](#)

This report shows the performance levels for a single state indicator, Math Assessment, for all student groups. It also shows how the current year (status) compares to prior years (change) for each state indicator. Status and change each have five possible levels, which are displayed with the data for each indicator. Select any of the underlined student groups for more detailed information.

All    Blue/Green    Yellow    Red/Orange

	Student Performance	Number of Students	Status	Change
All Students		27,414	Medium 19.6 points below level 3	Maintained +3.4 points
English Learners		7,054	Low 45.1 points below level 3	Maintained +1.2 points
Foster Youth		N/A	N/A	N/A
Homeless		N/A	N/A	N/A
Socioeconomically Disadvantaged		15,868	Low 48.4 points below level 3	Maintained +1.4 points
Students with Disabilities		3,171	Very Low 115.5 points below level 3	Maintained -0.4 points
African American		3,426	Low 76.2 points below level 3	Maintained -0.6 points
American Indian		174	Low 58.4 points below level 3	Declined -6.2 points
Asian		6,427	High 10 points above level 3	Maintained +4.3 points
Filipino		1,405	High 19.3 points above level 3	Increased +5.4 points
Hispanic		7,326	Low 47.6 points below level 3	Maintained +2.4 points
Pacific Islander		465	Low 38.4 points below level 3	Increased +7.5 points
Two or More Races		2,386	Medium 11.9 points below level 3	Maintained +3.1 points
White		5,792	High 6.3 points above level 3	Maintained +4.5 points

# Student Group Report

## Elk Grove Unified - Sacramento County

Enrollment: 62,064

Socioeconomically Disadvantaged: 56%

English Learners: 18%

Foster Youth: N/A

Grade Span: K-Adult

Reporting Year: Spring 2017

Charter School: No

[Equity Report](#)
[Status and Change Report](#)
[Detailed Reports](#)
[Student Group Report](#)

This report shows the performance levels for all students and for each student group on the state indicators. Select any of the underlined indicators for more detailed information.

State Indicators	All Students	English Learners	Foster Youth	Homeless	Socioeconomically Disadvantaged	Students with Disabilities	American Indian	Asian American	African American	Filipino	Hispanic	Pacific Islander	Two or More Races	White
Chronic Absenteeism	N/A	N/A	N/A	N/A	N/A	N/A	N/A	N/A	N/A	N/A	N/A	N/A	N/A	N/A
<u>Suspension Rate (K-12)</u>			N/A	N/A										
English Learner Progress (K-12)		N/A	N/A	N/A	N/A	N/A	N/A	N/A	N/A	N/A	N/A	N/A	N/A	N/A
<u>Graduation Rate (9-12)</u>			N/A	N/A										
College / Career Available Fall 2017. Select for Grade 11 assessment results.	N/A	N/A	N/A	N/A	N/A	N/A	N/A	N/A	N/A	N/A	N/A	N/A	N/A	N/A
<u>English Language Arts (3-8)</u>			N/A	N/A										
<u>Mathematics (3-8)</u>			N/A	N/A										

Elk Grove Unified (Sacramento County)

[Return to Search](#)

[View the Dashboard Report](#)

Graduation - Student Group Five-by-Five Placement

Select an Indicator:

Reporting Year:

[View Schools Five-by-Five Report](#)

[View Detailed Data](#)

LEVEL	Declined Significantly by greater than 5.0%	Declined by 1.0% to 5.0%	Maintained Declined or increased by less than 1.0%	Increased by 1.0% to less than 5.0%	Increased Significantly by 5.0% or greater
Very High 95.0% or greater	Gray (N/A)	Blue (None)	Blue <ul style="list-style-type: none"> <li>• Filipino</li> </ul>	Blue <ul style="list-style-type: none"> <li>• Asian</li> <li>• Native Hawaiian or Pacific Islander</li> <li>• White</li> </ul>	Blue (None)
High 90.0% to less than 95.0%	Orange (None)	Yellow (None)	Green (None)	Green <ul style="list-style-type: none"> <li>• All Students (District Placement)</li> <li>• English Learners</li> <li>• Socioeconomically Disadvantaged</li> <li>• American Indian or Alaska Native</li> <li>• Hispanic or Latino</li> <li>• Two or More Races</li> </ul>	Blue (None)
Medium 85.0% to less than 90.0%	Orange (None)	Orange (None)	Yellow <ul style="list-style-type: none"> <li>• Black or African American</li> </ul>	Green (None)	Green (None)
Low 67.0% to less than 85.0%	Red (None)	Orange <ul style="list-style-type: none"> <li>• Students with Disabilities</li> </ul>	Orange (None)	Yellow (None)	Yellow (None)
Very Low less than 67.0%	Red (None)	Red (None)	Red (None)	Red (None)	Red (None)

# California Model Five-by-Five Placement Reports & Data

Elk Grove Unified (Sacramento County)

[Return to Search](#)

[View the Dashboard Report](#)

Graduation - Schools Five-by-Five Placement

[View Detailed Data](#)

Reporting Year: **2017 (Spring)** [View Student Groups Five-by-Five Report](#)

Select an Indicator: **Graduation Indicator**

LEVEL	Declined Significantly by greater than 5.0%	Declined by 1.0% to 5.0%	Maintained or Declined or increased by less than 1.0%	Increased by 1.0% to less than 5.0%	Increased Significantly by 5.0% or greater
Very High 95.0% or greater	Gray (N/A)	Blue (None)	Blue <ul style="list-style-type: none"> <li><a href="#">Cosummes Oaks High</a></li> <li><a href="#">Laguna Creek High</a></li> <li><a href="#">Monterey Trail High</a></li> </ul>	Blue <ul style="list-style-type: none"> <li><a href="#">Franklin High</a></li> <li><a href="#">Pleasant Grove High</a></li> </ul>	Blue (None)
High 90.0% to less than 95.0%	Orange (None)	Yellow (None)	Green <ul style="list-style-type: none"> <li><a href="#">Elk Grove High</a></li> <li><a href="#">Sheldon High</a></li> </ul>	Green <ul style="list-style-type: none"> <li><a href="#">Elk Grove Unified (District Placement)</a></li> <li><a href="#">Florn High</a></li> </ul>	Blue (None)
Medium 85.0% to less than 90.0%	Orange (None)	Orange (None)	Yellow (None)	Green <ul style="list-style-type: none"> <li><a href="#">Valley High</a></li> </ul>	Green (None)
Low 67.0% to less than 85.0%	Red (None)	Orange (None)	Orange (None)	Yellow (None)	Yellow (None)
Very Low less than 67.0%	Red (None)	Red (None)	Red <ul style="list-style-type: none"> <li><a href="#">Las Flores High (Alternative)</a></li> </ul>	Red (None)	Red (None)

# California Model Five-by-Five Placement Reports & Data

Elk Grove Unified (Sacramento County)

English Language Arts (Grades 3-8) - Schools Five-by-Five Placement

Select an Indicator: [English Language Arts \(Grades 3-8\)](#) Indicator 2017 (Spring) [View Student Groups Five-by-Five Report](#)

[Return to Search](#)

[View the Dashboard Report](#)

[View Detailed Data](#)

LEVEL	Declined Significantly by more than 15 points	Declined by 1 to 15 points	Maintained Declined by less than 1 point or increased by less than 7 points	Increased by 7 to less than 20 points	Increased Significantly by 20 points or more
Very High 45 or more points above	Yellow (None)	Green (None)	Blue (None)	Blue <ul style="list-style-type: none"> <li>Arlene Hein Elementary</li> <li>Arnold Adreani Elementary</li> <li>Sunrise Elementary</li> </ul>	Blue <ul style="list-style-type: none"> <li>Elizabeth Praterford Middle</li> </ul>
High 10 points above to less than 45 points above	Orange (None)	Yellow <ul style="list-style-type: none"> <li>Elk Grove Elementary</li> </ul>	Green <ul style="list-style-type: none"> <li>Carroll Elementary</li> <li>Cosummes River Elementary</li> <li>Elodi Ranch Elementary</li> <li>Katherine L. Albani Middle</li> <li>Roy Herburger Elementary</li> <li>Stone Lake Elementary</li> <li>Toby Johnson Middle</li> </ul>	Green <ul style="list-style-type: none"> <li>Edna Baley Elementary</li> <li>Franklin Elementary</li> <li>Helen Carr Castello Elementary</li> <li>Irene B. West Elementary</li> <li>Joseph Sims Elementary</li> <li>Pleasant Grove Elementary</li> <li>Raymond Case Elementary</li> </ul>	Blue <ul style="list-style-type: none"> <li>C. W. Dillard Elementary</li> </ul>
Medium 5 points below to less than 10 points above	Orange (None)	Orange <ul style="list-style-type: none"> <li>Foullis Ranch Elementary</li> </ul>	Yellow <ul style="list-style-type: none"> <li>James A. McKee Elementary</li> </ul>	Green <ul style="list-style-type: none"> <li>Elk Grove Unified (District Placement)</li> <li>Maecola E. Beitzel Elementary</li> <li>Robert J. File Elementary</li> </ul>	Green (None)
Low More than 5 points below to 70 points below	Red (None)	Orange <ul style="list-style-type: none"> <li>Arthur C. Butler Elementary</li> <li>Flavin Elementary</li> <li>Harriet G. Eddy Middle</li> <li>Joseph Kerr Middle</li> <li>Union House Elementary</li> </ul>	Yellow <ul style="list-style-type: none"> <li>Anna Kirchbauer Elementary</li> <li>Charles E. Mack Elementary</li> <li>Eltha Donner Elementary</li> <li>Florence Markofer Elementary</li> <li>James Ruffler Middle</li> <li>John Reith Elementary</li> <li>T. R. Smedberg Middle</li> </ul>	Yellow <ul style="list-style-type: none"> <li>11 Schools</li> </ul>	Yellow (None)
Very Low More than 70 points below	Red (None)	Red <ul style="list-style-type: none"> <li>Samuel Kennedy Elementary</li> </ul>	Red (None)	Orange (None)	Yellow (None)



# California Model Five-by-Five Placement Reports & Data

Elk Grove Unified (Sacramento County)

Mathematics (Grades 3-8) - Schools Five-by-Five Placement

Select an Indicator: **Mathematics (Grades 3-8) Indicator** Reporting Year: **2017 (Spring)**

[View Student Groups Five-by-Five Report](#)

[Return to Search](#)

[View the Dashboard Report](#)

[View Detailed Data](#)

LCVEL	Declined Significantly by more than 10 points	Declined by 1 to 10 points	Maintained Declined by less than 1 point or increased by less than 5 points	Increased by 5 to less than 15 points	Increased Significantly by 15 points or more
Very High 35 or more points above	Yellow (None)	Green (None)	Blue (None)	Blue <ul style="list-style-type: none"> <li>Arnold Adriano Elementary</li> <li>Sunrise Elementary</li> </ul>	Blue (None)
High 5 points below to less than 35 points above	Orange (None)	Yellow <ul style="list-style-type: none"> <li>James A. McKee Elementary</li> <li>Katherine L. Albani Middle</li> <li>Raymond Case Elementary</li> </ul>	Green <ul style="list-style-type: none"> <li>Edna Dacey Elementary</li> <li>Franklin Elementary</li> <li>Helen Carr Casello Elementary</li> <li>Roy Herburger Elementary</li> <li>Toby Johnson Middle</li> </ul>	Green <ul style="list-style-type: none"> <li>Alene Hill Elementary</li> <li>Carroll Elementary</li> <li>Cosumnes River Elementary</li> <li>Elliott Ranch Elementary</li> <li>Joseph Sims Elementary</li> <li>Pleasant Grove Elementary</li> <li>Stone Lake Elementary</li> </ul>	Blue <ul style="list-style-type: none"> <li>C. W. Dillard Elementary</li> <li>Elizabeth Pinkerton Middle</li> </ul>
Medium More than 5 points below to 25 points below	Orange <ul style="list-style-type: none"> <li>Elk Grove Elementary</li> </ul>	Orange <ul style="list-style-type: none"> <li>Arthur C. Butler Elementary</li> <li>Joseph Kerr Middle</li> </ul>	Yellow <ul style="list-style-type: none"> <li>Elk Grove Unified (District Placement)</li> <li>Faulks Ranch Elementary</li> </ul>	Green <ul style="list-style-type: none"> <li>Florence Markofer Elementary</li> <li>Maeola E. Beitzel Elementary</li> <li>Mary Tsukamoto Elementary</li> <li>Robert J. File Elementary</li> </ul>	Green <ul style="list-style-type: none"> <li>Ellen Fairbairt Elementary</li> <li>Irene B. West Elementary</li> </ul>
Low More than 25 points below to 95 points below	Red <ul style="list-style-type: none"> <li>Florn Elementary</li> <li>Harriet G. Eddy Middle</li> </ul>	Orange <ul style="list-style-type: none"> <li>Anna Kirchgater Elementary</li> <li>John Ehrhardt Elementary</li> <li>Prairie Elementary</li> <li>Sierra-Enterprises Elementary</li> </ul>	Yellow <ul style="list-style-type: none"> <li>Charles E. Mack Elementary</li> <li>Elitha Donner Elementary</li> <li>James Rutter Middle</li> <li>John Reith Elementary</li> <li>Samuel Kennedy Elementary</li> <li>Union House Elementary</li> </ul>	Yellow <ul style="list-style-type: none"> <li>Barbara Comstock Morse Elementary</li> <li>David Reese Elementary</li> <li>Edward Harris, Jr. Middle</li> <li>Herman Leimbach Elementary</li> <li>Isabelle Jackson Elementary</li> <li>Samuel Jackson Middle</li> <li>T. R. Smedberg Middle</li> </ul>	Yellow (None)
Very Low More than 95 points below	Red (None)	Red (None)	Red (None)	Orange (None)	Yellow (None)

# Equity Report

## Elk Grove Unified - Sacramento County

Enrollment: 62,064

Socioeconomically Disadvantaged: 50%

English Learners: 18%

Foster Youth: N/A

Grade Span: K-Adult

Reporting Year: Spring 2017

Charter School: No

[Equity Report](#)
[Status and Change Report](#)
[Detailed Reports](#)
[Student Group Report](#)

The Equity Report shows the performance levels for all students on the state indicators. It also shows the total number of student groups that received a performance level for each indicator, and how many of those student groups are in the two lowest performance levels (Red/Orange). The total number of student groups may vary due to the number of grade levels included within each indicator. Select any of the underlined indicators for more detailed information.

State Indicators	All Students Performance	Total Student Groups	Student Groups in Red/Orange
Chronic Absenteeism	N/A	N/A	N/A
<u>Suspension Rate (K-12)</u>		11	3
<u>English Learner Progress (K-12)</u>		1	0
<u>Graduation Rate (9-12)</u>		11	1
<u>College / Career</u>		N/A	N/A
<u>Available Fall 2017. Select for Grade 11 assessment results.</u>			
<u>English Language Arts (3-8)</u>		11	1
<u>Mathematics (3-8)</u>		11	2
<b>Local Indicators</b>	<b>Ratings</b>		
Basics (Teachers, Instructional Materials, Facilities)	N/A		
Implementation of Academic Standards	N/A		
Parent Engagement	N/A		
Local Climate Survey	N/A		

**Performance Levels:**
 Blue (Highest)
 Green
 Orange
 Red (Lowest)

An asterisk (\*) shows that the student group has less than 11 students and is not reported for privacy reasons. The performance level (color) is not included when there are less than 30 students in any year used to calculate status and change. N/A means that data is not currently available.

# Indicators by Priority

Local Control Funding Formula Priority	State Indicator	Local Indicator
1. Basic		Basic : Conditions at School
2. State Standards		Implementation of State Academic Standards
3. Parent Involvement		Parent Engagement
4. Pupil Achievement	Academic Indicator English Learner Indicator	
5. Pupil Engagement	Chronic Absence Indicator Graduation Rate Indicator	
6. School Climate	Suspension Rate Indicator	Local Climate Survey
7. Course Access	College/Career Indicator (also includes measures for Priority 4)	
8. Other Pupil Outcomes		

March 2017 preview release will not include Chronic Absence and College/Career Indicator, and Homeless and Foster student groups will not be reported.

# Local Performance Indicators

Districts will assess their progress on these indicators on a scale of:

- Met
- Not Met
- Not Met for Two or More Years

*No school level indicators for these*

# To Meet Local Indicator Performance

1. Measure progress using locally available information,
2. Report results to the LEA's local governing board at a regularly scheduled meeting of the local governing board, and
3. Upload and publically report the results through the Dashboard

# Dashboard for Identification of Technical Assistance

- In Fall 2017 – Districts will be identified as “eligible” for technical assistance
  - If a district subgroup is red in 2 of 8 priority areas
- In Fall 2018 – 5% of the lowest performing schools will be identified
  - Process not yet determined