



ELK GROVE UNIFIED SCHOOL DISTRICT

# Elk Grove Unified School District's Transition to By-Trustee Area Elections and Trustee Area Redistricting

# Roadmap

2



1. Process: The Movement to By-Trustee Area Elections
2. Public Outreach and Transition Process
3. Redistricting/Trustee Area Maps & Election Sequencing Process and Schedule

3

## The Movement to By-Trustee Area Elections



# California Voting Rights Act

4

- EGUSD previously elected board members under a hybrid “at-large” election system, where trustees reside in designated trustee areas, and are elected by voters of the entire District.
- The CVRA prohibits the use of “at-large” elections that impair the ability of a protected class to:
  - Elect candidates of their choice; or
  - Influence the outcome of an election.
- Therefore, the Board of Education Transitioned to a By-Trustee Area Election System

# Election Transition Process

5

- **December 17, 2019:** Board adopts resolution to Initiate a Transition to a By-Trustee Area Election System Commencing with the 2022 Governing Board Election.
- **May 4, 2021:** The Board adopts a second Resolution of Intent to transition to by-trustee area elections using 2010 census data in light of COVID-19 pandemic-related delays to the release of census data.
- **May 4, 2021:** Board holds its first pre-draft map hearing.
- **May 18, 2021:** Second pre-draft map hearing held.
- **May 18, 2021:** Board adopts a Resolution authorizing the Superintendent to seek a waiver from the State Board of Education of the requirement for electorate approval.

# Election Transition Process

6

- **June 8, 2021:** Draft maps posted
- **June 15, 2021:** First hearing to review draft maps
- **July 20, 2021:** Second hearing to review draft maps
- **August 10, 2021:** Final hearing and map adoption
- **September 9, 2021:** County Committee Hearing and Vote
- **September 9-10, 2021:** State Board of Education Meeting – Election Waiver
- **Early October 2021:** California’s official Census population data released for use by school districts
- **By March 1, 2022:** Adopted Trustee Area map adjusted to reflect 2020 census data

# Process to Transition to By-Trustee Area Elections

7

1. At least five public hearings
2. Timely posting of draft maps and election sequencing schedules
3. County Committee Approval
4. Waiver from State Board of Education for voter approval requirement

# EGUSD's Comprehensive Community Outreach





# District's Redistricting Webpage

9

[www.egusd.net/about/leadership/board-of-education/trustee-election-system](http://www.egusd.net/about/leadership/board-of-education/trustee-election-system) includes:

- Overview of the process and background information
- Proposed timeline
- FAQs
- Draft maps and interactive map viewer
- Resolutions
- Presentations



HOME ABOUT ACADEMICS SCHOOLS ENROLLMENT STUDENTS/FAMILIES COMMUNITY EMPLOYMENT EGUSD EMPLOYEES

## Trustee Election System | [About](#) » [Leadership](#) » [Board of Education](#) » Trustee Election System

The Elk Grove Unified School District's Board of Education is currently elected under a hybrid "at-large" election system, where trustees reside in designated trustee areas, and are elected by voters of the entire District.

On December 17, 2019, the Board adopted [Resolution No. 32, 2019-20](#), Resolution to Initiate a Transition to a By-Trustee Area Election System Commencing with the 2022 Governing Board Election. As provided in Resolution No. 32, 2019-20, the Board intended to wait until the release of the 2020 Census data, scheduled for March 2021, and then immediately begin the transition process. Due to COVID-19 pandemic-related delays, the 2020 Census data is not expected to be made available to state and local agencies until September 30, 2021 or later, which is a substantial delay from the original due date of March 31, 2021. Due to this significant delay, the potential for further delay, and the tight timelines to complete the process in time for the 2022 elections, the District has concerns about continuing to delay the process until the 2020 Census data is released.

The District aspires to promote a robust public input process and believes that it is now in the best interest of the District not to wait until the delayed release of the 2020 Census data, but to move forward immediately to transition to by-trustee area elections using the 2010 Census data pursuant to the process provided in the Elections and Education Codes. The Board will then review the 2020 Census data upon its release to ensure the adopted trustee areas maintain appropriate population balance pursuant to Education Code section 5019.5.

The final maps to be used in the 2022 election will rely upon the 2020 census data. On May 4, 2021, the Board adopted [Resolution No. 67, 2020-21](#) reaffirming its intent to transition to by-trustee area Board elections using 2010 Census data and making applicable modifications to the Trustee Areas when the 2020 Census data is released.

### Trustee Area Maps

Part of this multifaceted election system transition includes the public posting and review of draft Trustee Area maps as they are prepared and presented to the Board. The availability of these maps has been shared in Districtwide communications, Board Agenda postings, Board hearings and published in the Sacramento Bee and Elk Grove Citizen newspapers. The following links are provided for members of the public to review the draft maps as they are developed:

- [Existing Trustee Area Map](#)
- [Alternative One Trustee Area Map – DRAFT](#)
- [Alternative Two Trustee Area Map – DRAFT](#)
- [Interactive Trustee Area Map Viewer](#) (Where the alternative maps can be overlaid with one another to see the variations in the proposed maps)

### Additional Pertinent Information

- [Resolution No. 32, 2019-20, Resolution to Initiate a Transition to a By-Trustee Area Election System Commencing with the 2022 Governing Board Election](#)
- [Resolution No. 67, 2020-21, Resolution to Re-Initiate a Transition to a By-Trustee Area Election System Commencing with the 2022 Governing Board Election](#)
- [Resolution No. 72, 2020-21, Resolution Authorizing the District to Seek a Waiver from the State Board of Education Regarding Electorate Approval of the Proposed Changes from At-Large to By-Trustee Board Elections](#)
- [Resolution No. 10, 2021-22, Resolution Initiating a Proposal to the Sacramento County Committee on School District Organization for the Adoption of By-Trustee Area Elections](#)
- [May 4, 2021 Presentation Regarding the Transition to Trustee-Area Elections](#)
- [May 4, 2021 Pre-draft-map Hearing #1 Presentation](#)
- [May 18, 2021 Pre-draft-map Hearing #2 Presentation](#)
- [June 15, 2021 First Hearing to Review Draft Maps #3 Presentation](#)
- [July 20, 2021 Second Hearing to Review Draft Maps #4 Presentation](#)
- [August 10, 2021 Final Hearing to Review Draft Maps #5 Presentation](#)



# Demographics, Redistricting and Map Adoption



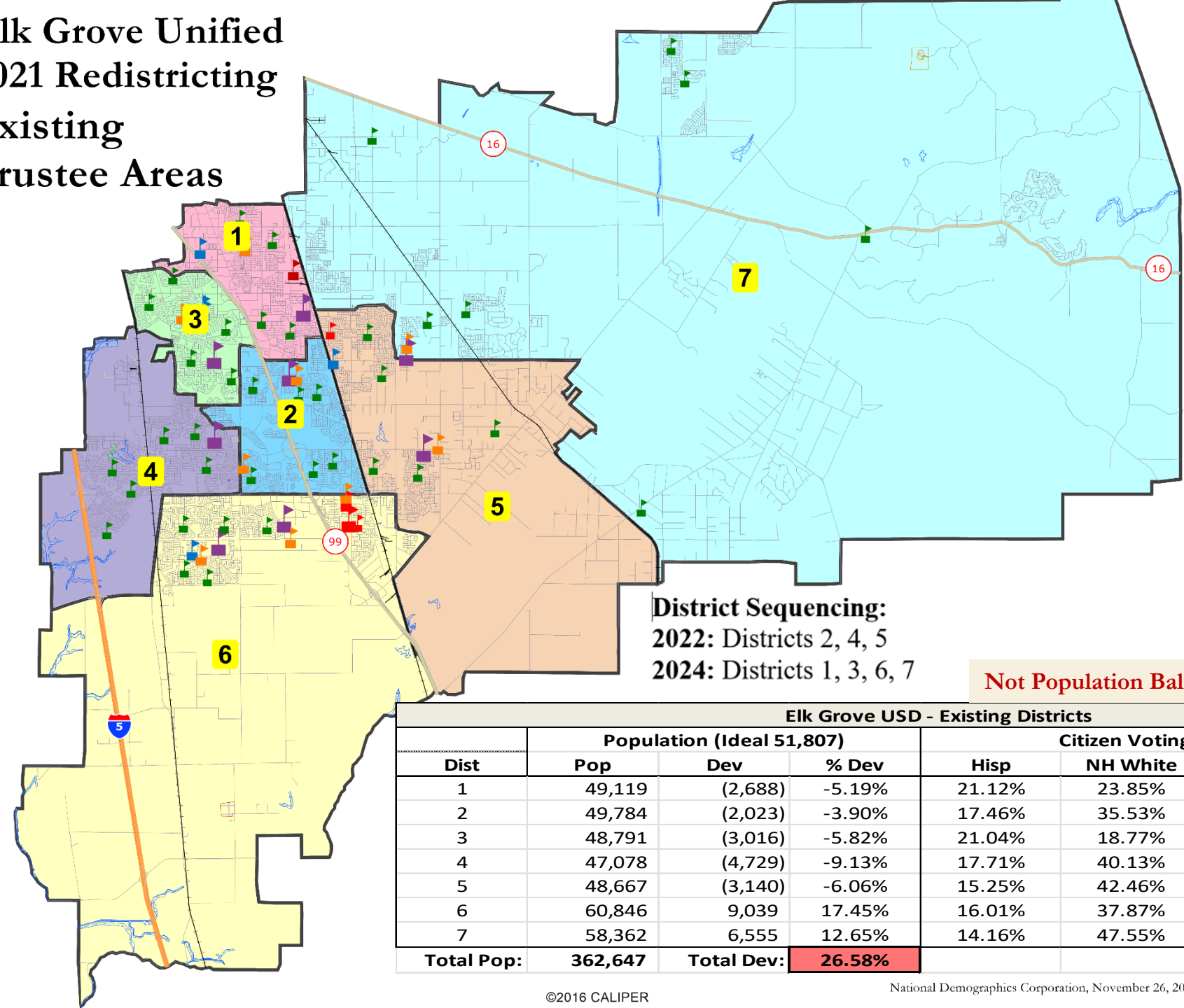
# Update with 2020 Census Data

12

Proposed Draft Maps have been created following release of the 2020 census data

- Map revisions will ensure trustee areas are population balanced, compact, and contiguous, consistent with the law
- Maps have/will be published seven days in advance of consideration
- The District will hold public and community meetings
- Public outreach will include publication in the newspaper, e-mail through the district's Community Update Message system, and social media
- The completed map update process will occur on or before March 1, 2022

# Elk Grove Unified 2021 Redistricting Existing Trustee Areas



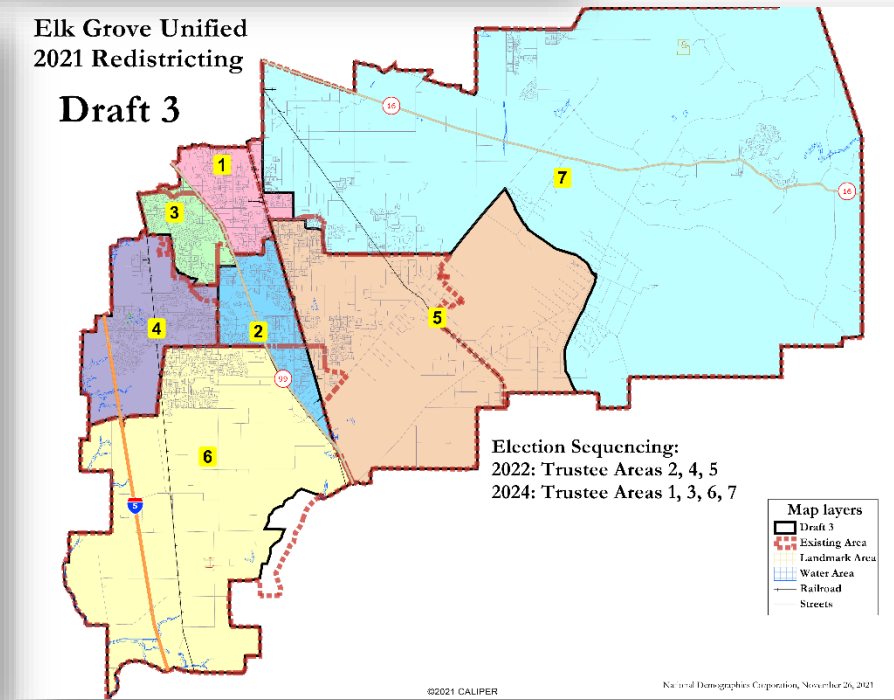
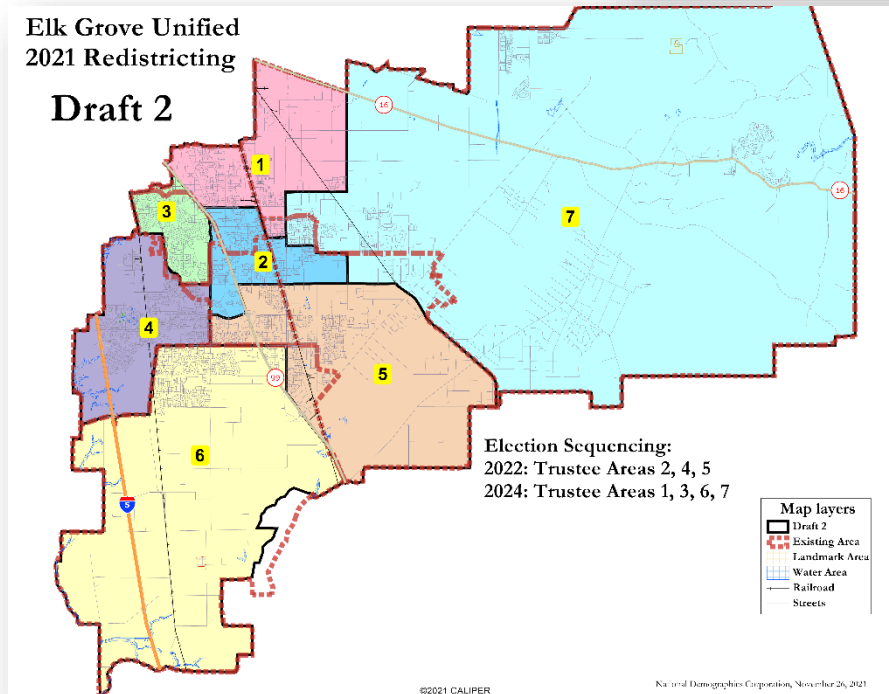
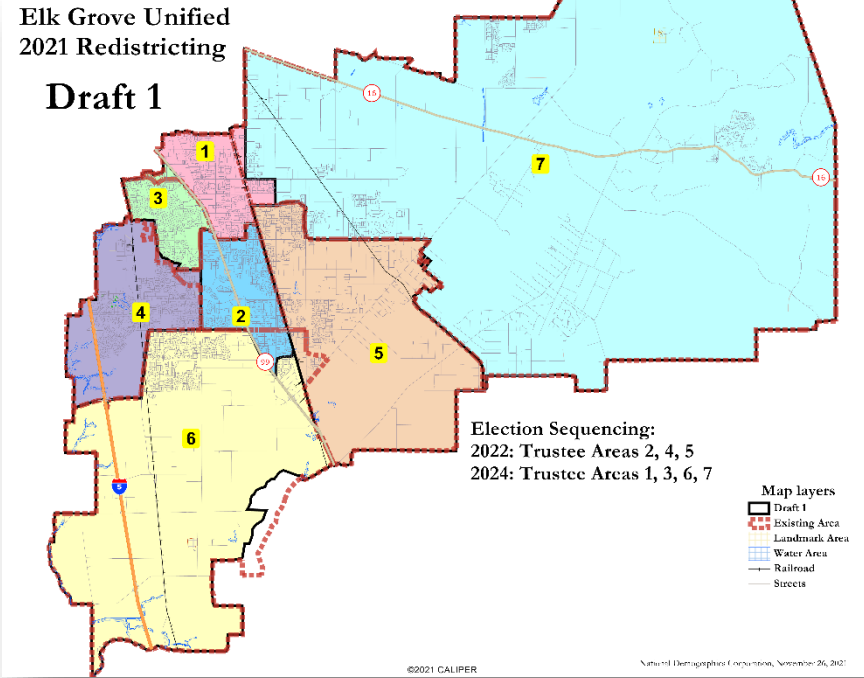
**District Sequencing:**  
 2022: Districts 2, 4, 5  
 2024: Districts 1, 3, 6, 7

**Not Population Balanced**

Elk Grove USD - Existing Districts							
Dist	Population (Ideal 51,807)			Citizen Voting Age Population			
	Pop	Dev	% Dev	Hisp	NH White	NH Black	NH Asian Amer
1	49,119	(2,688)	-5.19%	21.12%	23.85%	15.41%	36.28%
2	49,784	(2,023)	-3.90%	17.46%	35.53%	14.42%	31.62%
3	48,791	(3,016)	-5.82%	21.04%	18.77%	26.22%	30.37%
4	47,078	(4,729)	-9.13%	17.71%	40.13%	13.81%	26.92%
5	48,667	(3,140)	-6.06%	15.25%	42.46%	10.49%	29.59%
6	60,846	9,039	17.45%	16.01%	37.87%	13.30%	30.59%
7	58,362	6,555	12.65%	14.16%	47.55%	9.27%	27.50%
<b>Total Pop:</b>	<b>362,647</b>	<b>Total Dev:</b>	<b>26.58%</b>				

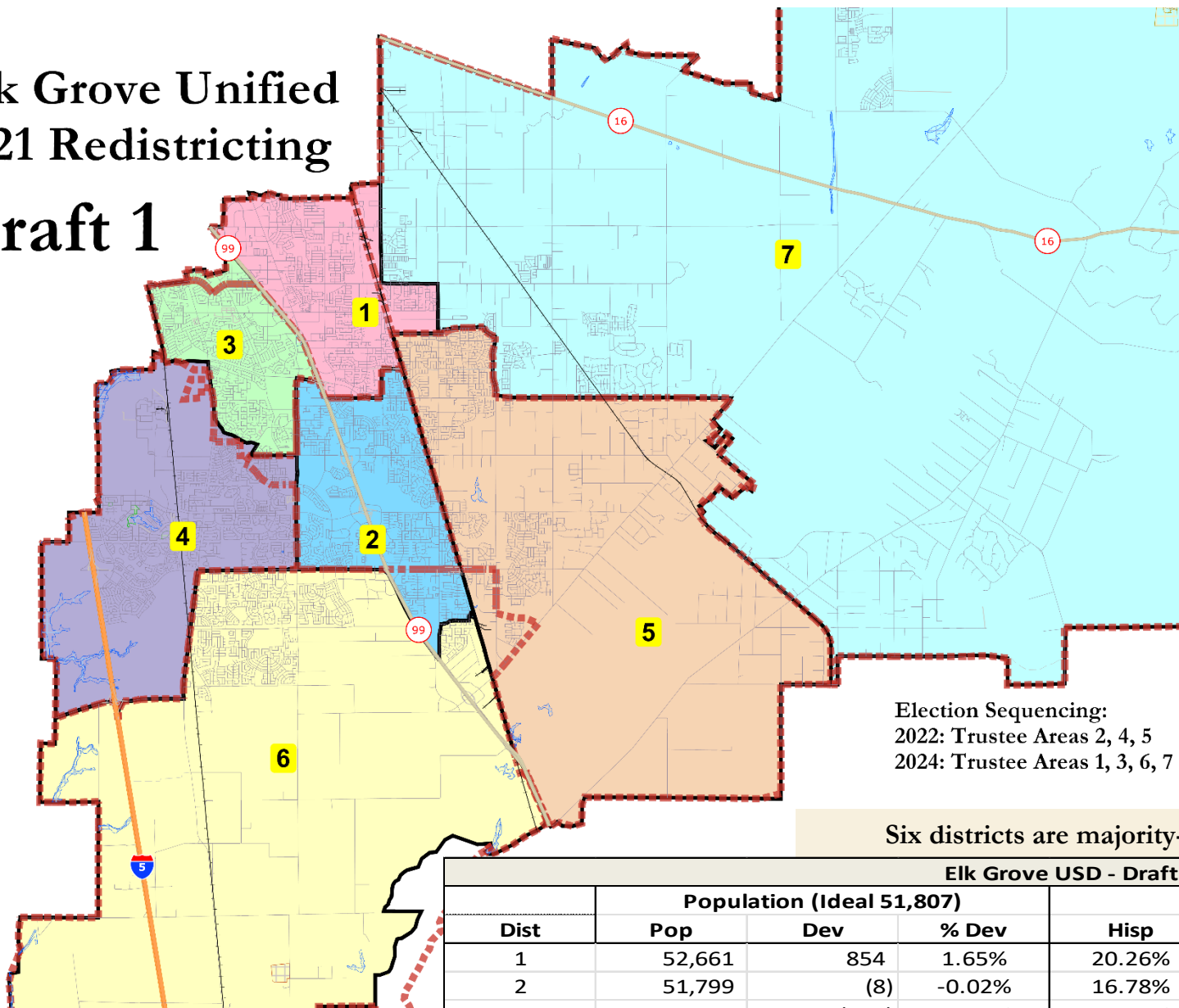
# Draft Maps

[interactive map viewer](#)





# Elk Grove Unified 2021 Redistricting Draft 1

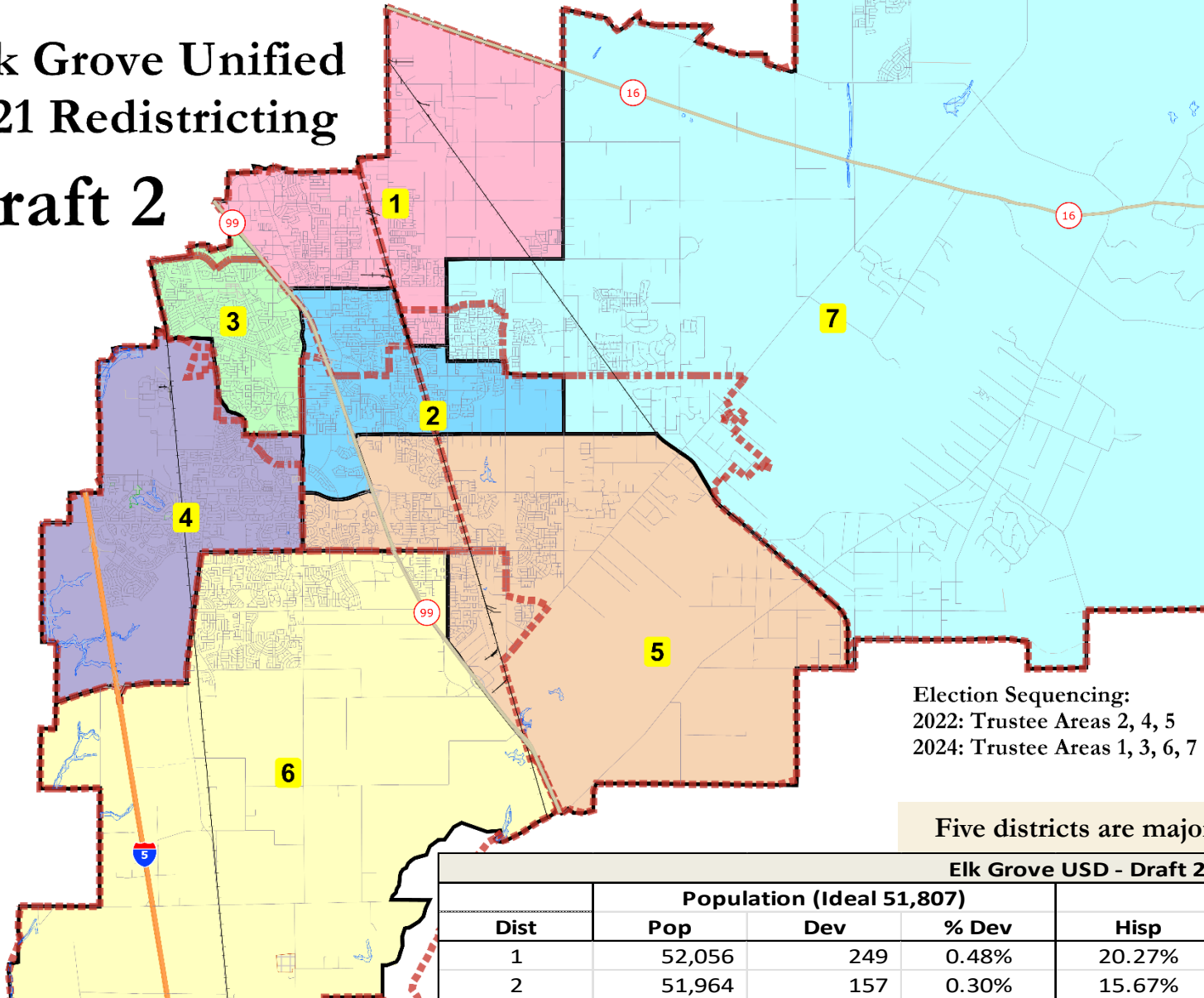


Election Sequencing:  
2022: Trustee Areas 2, 4, 5  
2024: Trustee Areas 1, 3, 6, 7

Six districts are majority-minority CVAP

Elk Grove USD - Draft 1							
Dist	Population (Ideal 51,807)			Citizen Voting Age Population			
	Pop	Dev	% Dev	Hisp	NH White	NH Black	NH Asian Amer
1	52,661	854	1.65%	20.26%	22.98%	15.68%	37.77%
2	51,799	(8)	-0.02%	16.78%	39.45%	13.41%	29.20%
3	50,944	(863)	-1.67%	21.20%	18.95%	25.89%	30.46%
4	50,969	(838)	-1.62%	18.39%	39.35%	13.99%	26.89%
5	51,703	(104)	-0.20%	15.80%	42.58%	10.02%	29.39%
6	52,339	532	1.03%	15.42%	33.82%	14.81%	33.71%
7	52,232	425	0.82%	13.89%	50.94%	8.27%	25.48%
<b>Total Pop:</b>	<b>362,647</b>	<b>Total Dev:</b>	<b>3.31%</b>				

# Elk Grove Unified 2021 Redistricting Draft 2



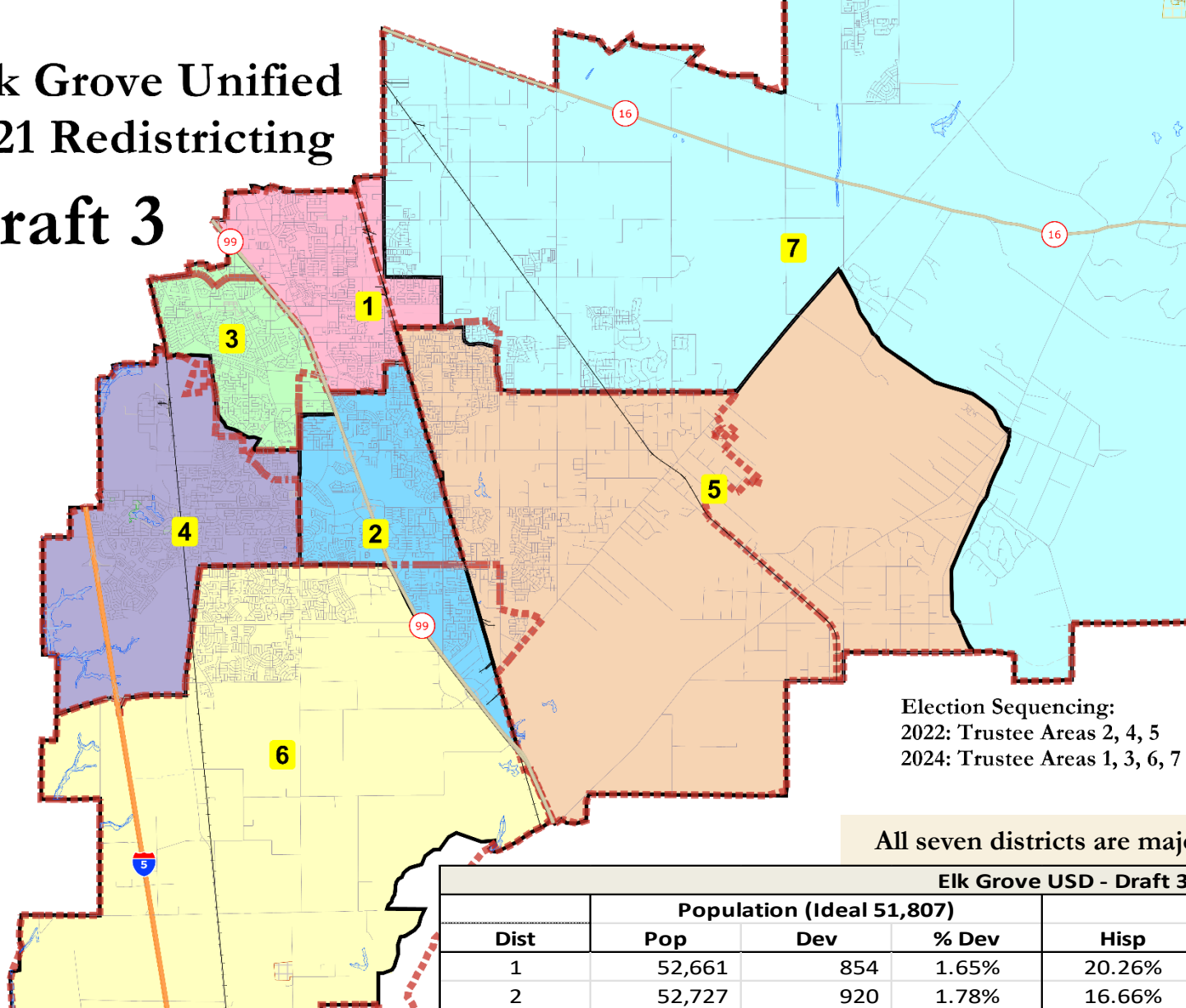
Election Sequencing:  
2022: Trustee Areas 2, 4, 5  
2024: Trustee Areas 1, 3, 6, 7

Five districts are majority-minority CVAP

Elk Grove USD - Draft 2							
Dist	Population (Ideal 51,807)			Citizen Voting Age Population			
	Pop	Dev	% Dev	Hisp	NH White	NH Black	NH Asian Amer
1	52,056	249	0.48%	20.27%	27.50%	14.64%	34.34%
2	51,964	157	0.30%	15.67%	24.89%	14.72%	43.38%
3	50,773	(1,034)	-2.00%	21.27%	18.74%	25.95%	30.53%
4	50,969	(838)	-1.62%	18.39%	39.35%	13.99%	26.89%
5	52,049	242	0.47%	16.70%	50.20%	10.66%	20.95%
6	51,764	(43)	-0.08%	15.34%	34.38%	14.26%	33.60%
7	53,072	1,265	2.44%	14.17%	50.71%	8.34%	24.93%
<b>Total Pop:</b>	<b>362,647</b>	<b>Total Dev:</b>	<b>4.44%</b>				



# Elk Grove Unified 2021 Redistricting Draft 3



Election Sequencing:  
2022: Trustee Areas 2, 4, 5  
2024: Trustee Areas 1, 3, 6, 7

All seven districts are majority-minority CVAP

Elk Grove USD - Draft 3							
Dist	Population (Ideal 51,807)			Citizen Voting Age Population			
	Pop	Dev	% Dev	Hisp	NH White	NH Black	NH Asian Amer
1	52,661	854	1.65%	20.26%	22.98%	15.68%	37.77%
2	52,727	920	1.78%	16.66%	40.94%	13.33%	27.97%
3	53,047	1,240	2.39%	20.99%	19.32%	25.37%	30.88%
4	50,969	(838)	-1.62%	18.39%	39.35%	13.99%	26.89%
5	52,295	488	0.94%	15.56%	44.86%	9.05%	28.38%
6	49,336	(2,471)	-4.77%	15.49%	32.07%	15.01%	35.08%
7	51,612	(195)	-0.38%	14.09%	48.67%	9.29%	26.48%
<b>Total Pop:</b>	<b>362,647</b>	<b>Total Dev:</b>	<b>7.16%</b>				

# Demographic Comparisons

Six districts are majority-minority CVAP

Elk Grove USD - Draft 1							
Dist	Population (Ideal 51,807)			Citizen Voting Age Population			
	Pop	Dev	% Dev	Hisp	NH White	NH Black	NH Asian Amer
1	52,661	854	1.65%	20.26%	22.98%	15.68%	37.77%
2	51,799	(8)	-0.02%	16.78%	39.45%	13.41%	29.20%
3	50,944	(863)	-1.67%	21.20%	18.95%	25.89%	30.46%
4	50,969	(838)	-1.62%	18.39%	39.35%	13.99%	26.89%
5	51,703	(104)	-0.20%	15.80%	42.58%	10.02%	29.39%
6	52,339	532	1.03%	15.42%	33.82%	14.81%	33.71%
7	52,232	425	0.82%	13.89%	50.94%	8.27%	25.48%
<b>Total Pop:</b>	<b>362,647</b>	<b>Total Dev:</b>	<b>3.31%</b>				

Five districts are majority-minority CVAP

Elk Grove USD - Draft 2							
Dist	Population (Ideal 51,807)			Citizen Voting Age Population			
	Pop	Dev	% Dev	Hisp	NH White	NH Black	NH Asian Amer
1	52,056	249	0.48%	20.27%	27.50%	14.64%	34.34%
2	51,964	157	0.30%	15.67%	24.89%	14.72%	43.38%
3	50,773	(1,034)	-2.00%	21.27%	18.74%	25.95%	30.53%
4	50,969	(838)	-1.62%	18.39%	39.35%	13.99%	26.89%
5	52,049	242	0.47%	16.70%	50.20%	10.66%	20.95%
6	51,764	(43)	-0.08%	15.34%	34.38%	14.26%	33.60%
7	53,072	1,265	2.44%	14.17%	50.71%	8.34%	24.93%
<b>Total Pop:</b>	<b>362,647</b>	<b>Total Dev:</b>	<b>4.44%</b>				

All seven districts are majority-minority CVAP

Elk Grove USD - Draft 3							
Dist	Population (Ideal 51,807)			Citizen Voting Age Population			
	Pop	Dev	% Dev	Hisp	NH White	NH Black	NH Asian Amer
1	52,661	854	1.65%	20.26%	22.98%	15.68%	37.77%
2	52,727	920	1.78%	16.66%	40.94%	13.33%	27.97%
3	53,047	1,240	2.39%	20.99%	19.32%	25.37%	30.88%
4	50,969	(838)	-1.62%	18.39%	39.35%	13.99%	26.89%
5	52,295	488	0.94%	15.56%	44.86%	9.05%	28.38%
6	49,336	(2,471)	-4.77%	15.49%	32.07%	15.01%	35.08%
7	51,612	(195)	-0.38%	14.09%	48.67%	9.29%	26.48%
<b>Total Pop:</b>	<b>362,647</b>	<b>Total Dev:</b>	<b>7.16%</b>				

# Proposed Redistricting Timeline

19

- **November 16, 2021 (Board meeting)** – Initial information regarding redistricting process shared with the Board and the public
- **December 7, 2021** – Draft maps posted
- **December 14, 2021 (Board meeting)** – Demographers will present their study of the 2020 Census data and draft map options
- **December/January 2021** – Community input meetings

# Proposed Redistricting Timeline (con't)

20

- **January 18, 2022 (Board meeting)** – Staff presents summary of community input
- **January 26, 2022 (Board meeting)** – Board considers community input and map options. Possible map adoption.
- **February 1, 2022 (Board meeting, optional)** – Possible map adoption.
- **February 15, 2022 (Board meeting, optional)** – Possible map adoption.

# Questions?

[www.egusd.net/about/leadership/board-of-education/trustee-election-system](http://www.egusd.net/about/leadership/board-of-education/trustee-election-system)

