



# Elk Grove Unified Overview 2023-24

[www.egusd.net](http://www.egusd.net)



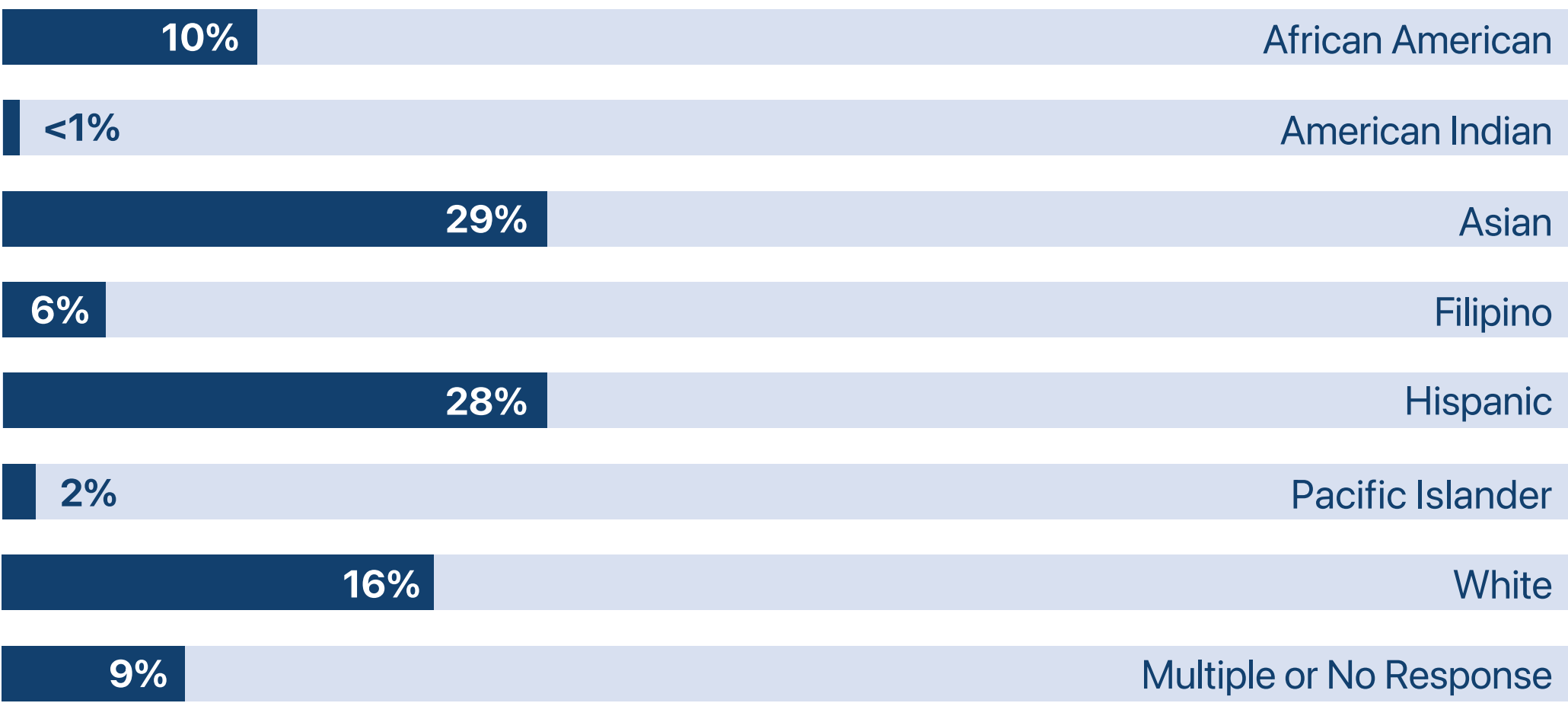
Adopted General  
Fund Budget  
in Expenditures



**43** Elementary Schools  
**18** Middle/High Schools  
**7** Alternative/Other Schools

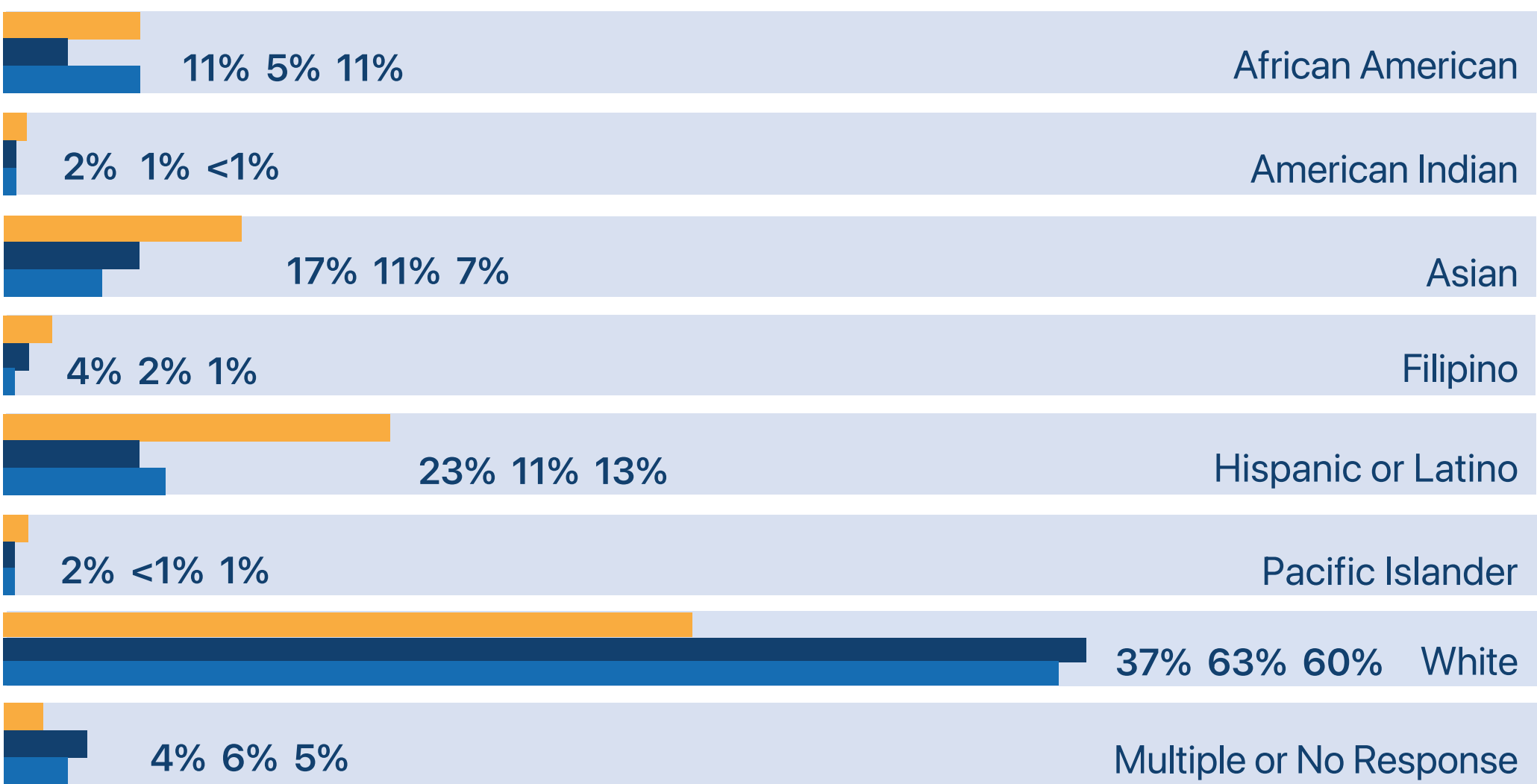
Total Enrolled Students – **62,957** DataQuest (2022-23)

**32,460** Grades TK-6    **30,497** Grades 7-12



Total EGUSD Contracted Employees – **6,679**

**2,719** Classified    **3,596** Certificated  
**364** Administrators / Managers




## Student Performance



**92%**  
Attendance Rate  
(2022-23 LCAP Metrics)



**90%**  
Graduation Rate  
(Class of 2023)



A-G **59%** Completion  
AP/IB **30%** Graduates Passing An AP/IB Exam  
CTE **20%** Sequence Completion



**57%** ELA  
**34%** MATH

Students Conditionally  
Ready or Ready for  
College Level Coursework  
LCAP Metrics (2022-23)

## Student Demographics & English Learners

DataQuest (2022-23)

**58%** Socioeconomically Disadvantaged

**18%** English Language Learners

**13%** Students with Disabilities

**<1%** Foster Youth

**3%** Homeless