



ELK GROVE UNIFIED OVERVIEW 2019-20

www.egusd.net




GENERAL FUND ADOPTED REVENUES (2019-20)

\$729.5 Million

General Fund

\$11,589

Budgeted Per Pupil Expenditure



67 TOTAL SCHOOLS

42 Elementary Schools

18 Middle/High Schools

7 Alternative/Other Schools

STUDENT DEMOGRAPHICS & ENGLISH LEARNERS CALPADS (2018-19)

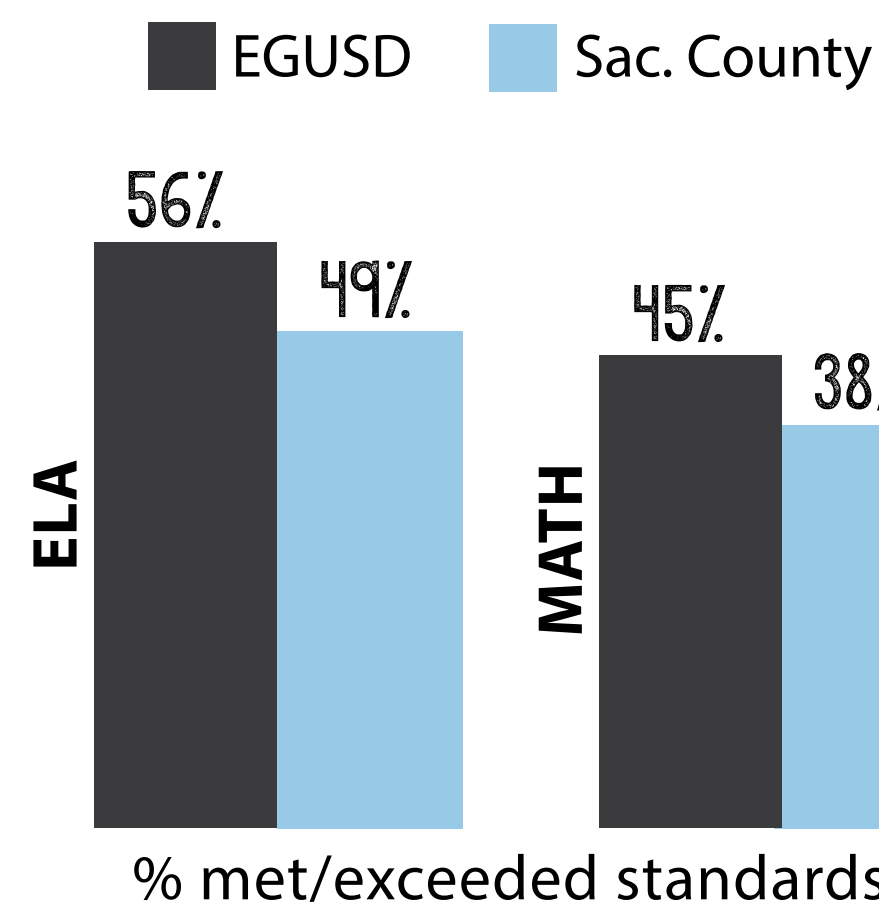
51% Socioeconomically Disadvantaged **1%** Foster Youth

14% English Language Learners **1%** Homeless

12% Students w/ Disabilities

- STUDENT PERFORMANCE -


CAASPP 2019 Grades 3-8, 11



96%
ATTENDANCE
RATE



90%
GRADUATION
RATE (Class of 2019)



COLLEGE READINESS & PREPAREDNESS (SPRING 2019)

A-G **51%** Completion


AP **31%** all juniors & seniors taking 1+ AP tests / 60% scored 3+

ACT **20%** senior participation rate / 22.6 avg. composite score

SAT **49%** senior participation rate / 1100 avg. combined score

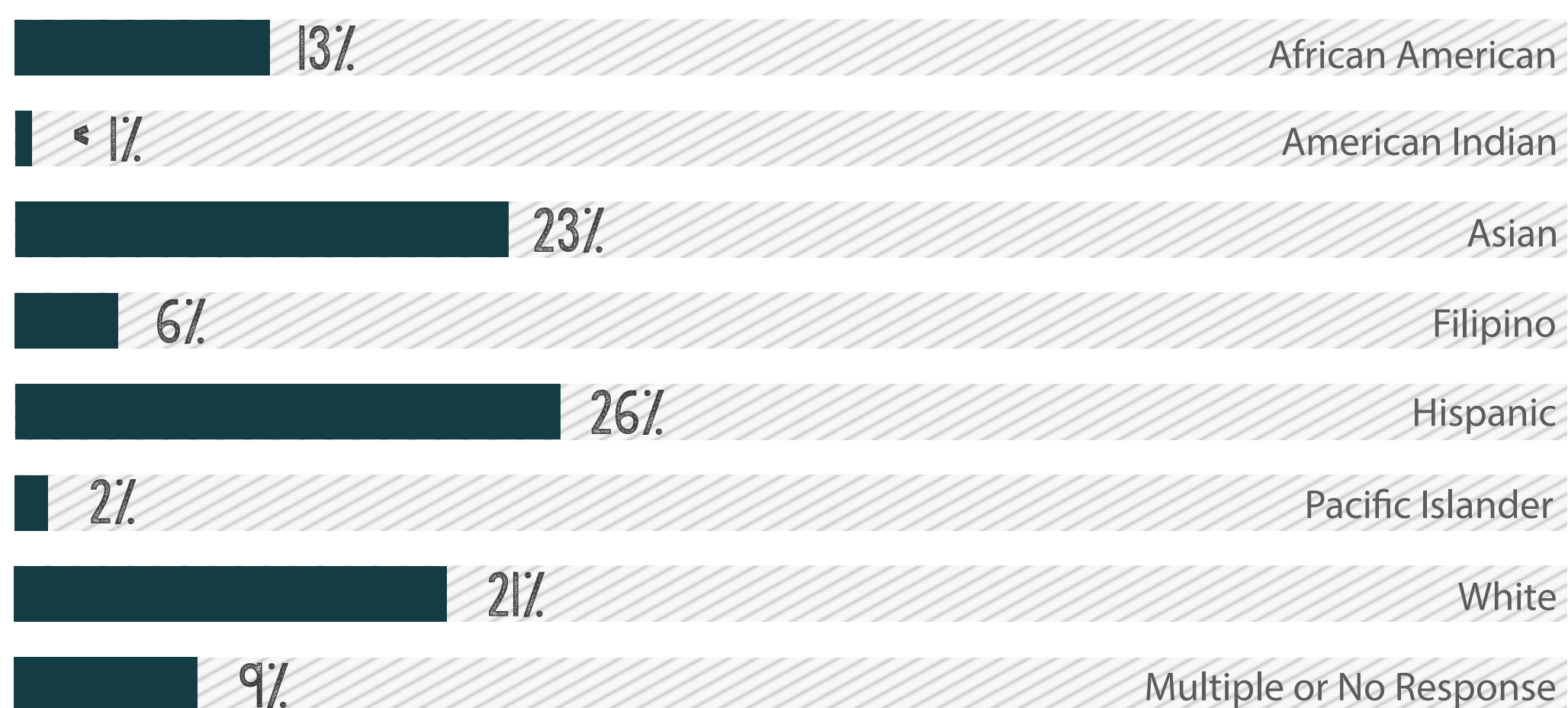
52%

COLLEGE/CAREER
PREPARATION
RATE Dashboard (2017-18)



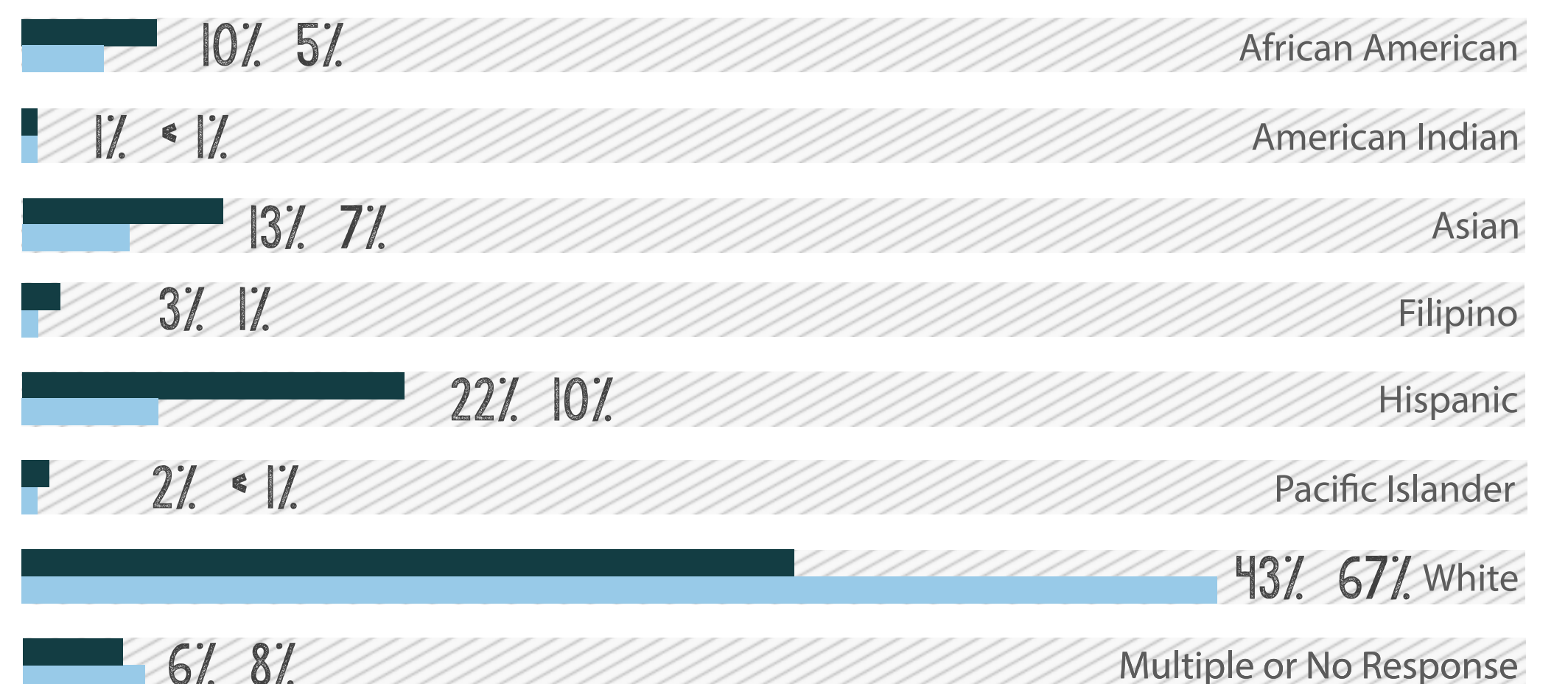
TOTAL STUDENTS - **62,866** CALPADS (2018-19)

32,609 Grades TK-6 **30,257** Grades 7-12



TOTAL EMPLOYEES - **6,164**

2,666 Classified **3,251** Certificated **247** Administrators



Excellence by Design



An equal opportunity employer.