



# ELK GROVE UNIFIED OVERVIEW 2020-21

[www.egusd.net](http://www.egusd.net)



GENERAL FUND ADOPTED REVENUES (2019-20)


**\$729.4 Million**

General Fund

**\$19,838\***

Budgeted Per Pupil Expenditure

\*Due to less state revenue in 20-21, the BPPE is higher than average.



**67** TOTAL SCHOOLS

**42** Elementary Schools

**18** Middle/High Schools

**7** Alternative/Other Schools

## STUDENT DEMOGRAPHICS & ENGLISH LEARNERS CALPADS (2019-20)

**45%** Socioeconomically Disadvantaged

**1%** Foster Youth

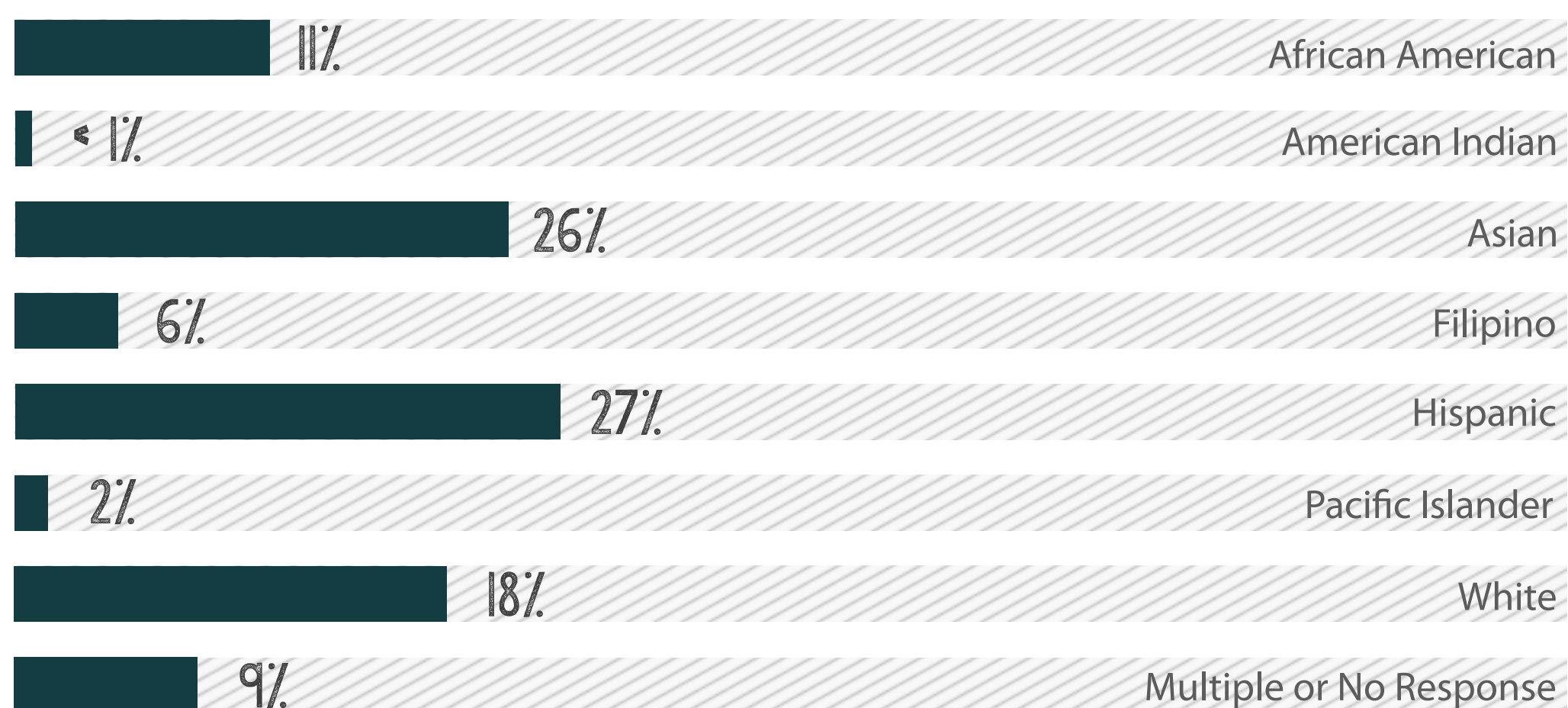
**16%** English Language Learners

**1%** Homeless

**13%** Students w/ Disabilities

TOTAL STUDENTS - **63,152** CBEDS (2019-20)

**32,118** Grades TK-6    **31,034** Grades 7-12



## - STUDENT PERFORMANCE -



**96%**  
ATTENDANCE RATE



**92%**  
GRADUATION RATE  
(Class of 2020)



COLLEGE READINESS & PREPAREDNESS (SPRING 2020)


A-G **54%** Completion

AP **27%** all juniors & seniors taking 1+ AP tests / 76% scored 3+

ACT **13%** senior participation rate / 23.5 avg. composite score

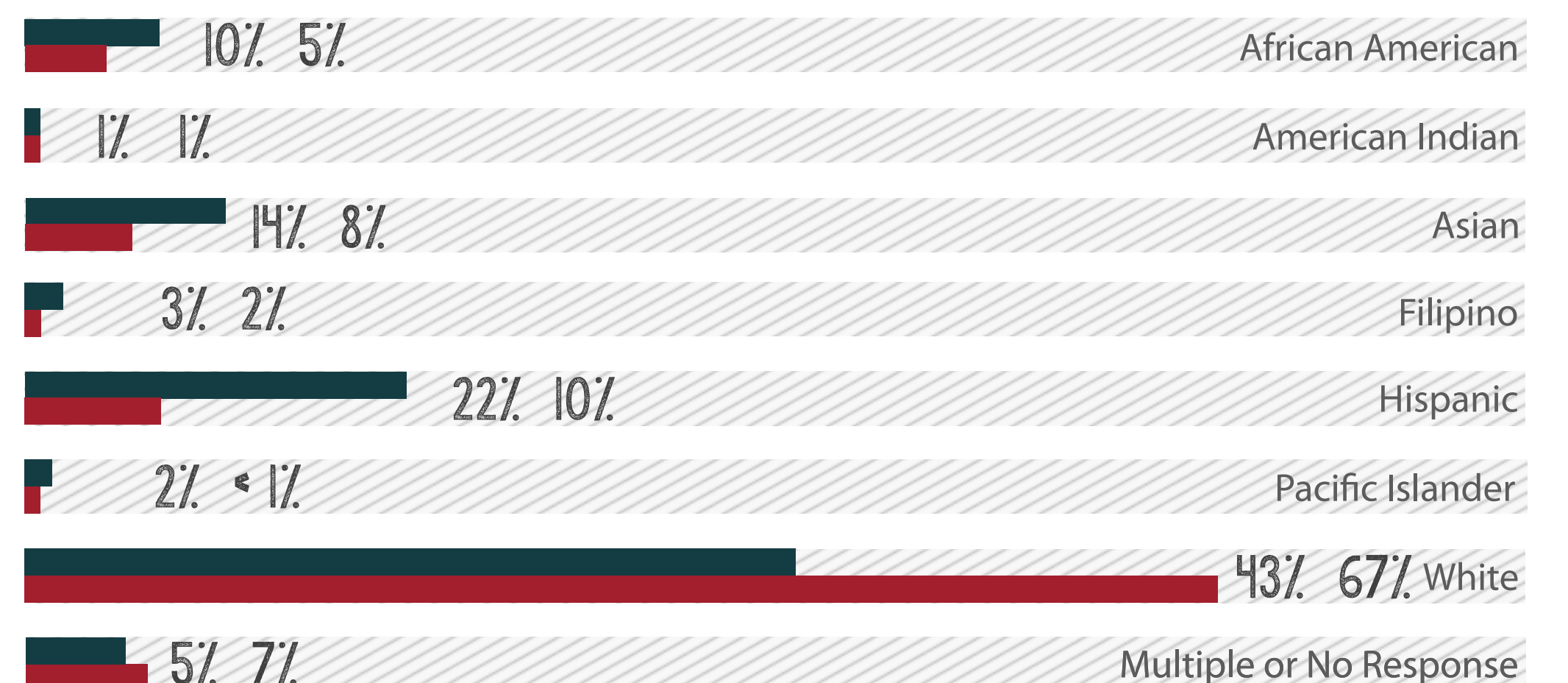
SAT **52%** senior participation rate / 1091 avg. combined score

**46%** COLLEGE/CAREER PREPARATION RATE Dashboard (Fall 2019)



TOTAL EMPLOYEES - **6,517**

**2,787** Classified    **3,491** Certificated    **239** Administrators



*Excellence by Design*



An equal opportunity employer.